

RHODE ISLAND LOTTERY

(AN ENTERPRISE FUND OF THE
STATE OF RHODE ISLAND)

FISCAL YEAR ENDED JUNE 30, 2024



David A. Bergantino, CPA, CFE
Auditor General

State of Rhode Island
General Assembly
Office of the Auditor General



Office of the Auditor General

State of Rhode Island - General Assembly

David A. Bergantino, CPA, CFE – Auditor General

oag.ri.gov

33 Broad Street • Suite 201 • Providence, RI • 02903-4177
tel: 401.222.2435 • fax: 401.222.2111

October 3, 2024

JOINT COMMITTEE ON LEGISLATIVE SERVICES:

SPEAKER K. Joseph Shekarchi, Chairman

Senator Dominick J. Ruggiero

Senator Jessica de la Cruz

Representative Christopher R. Blazejewski

Representative Michael W. Chippendale

We have completed our audit of the financial statements of the Rhode Island Lottery for the year ended June 30, 2024 and have issued our *Independent Auditor's Report* thereon. This audit is required to be performed by the Auditor General by Rhode Island General Laws Section 42-61-15.

Presented with the Lottery's basic financial statements in Section I, the Management's Discussion and Analysis (MD&A) provides an overview of the Lottery's financial activity for the fiscal year ended June 30, 2024. The MD&A includes financial highlights and potential factors impacting future operations in addition to other summarized information regarding Lottery operations. The supplemental information in Section II details operating revenue and related costs of gaming operations by specific lottery game offered to the public.

Section III of this report includes our *Independent Auditor's Report on Internal Control Over Financial Reporting and on Compliance and Other Matters Based on an Audit of Financial Statements Performed in Accordance with Government Auditing Standards*.

Sincerely,

David A. Bergantino, CPA, CFE
Auditor General

RHODE ISLAND LOTTERY
 (AN ENTERPRISE FUND OF THE STATE OF RHODE ISLAND)
FISCAL YEAR ENDED JUNE 30, 2024

TABLE OF CONTENTS

	PAGE
<u>SECTION I</u>	
<u>INDEPENDENT AUDITOR'S REPORT</u>	1
<u>MANAGEMENT'S DISCUSSION AND ANALYSIS</u>	4
<u>BASIC FINANCIAL STATEMENTS</u>	
Statement of Net Position	19
Statement of Revenue, Expenses, and Changes in Net Position.....	20
Statement of Cash Flows	21
Notes to Financial Statements.....	23
<u>REQUIRED SUPPLEMENTARY INFORMATION</u>	
Schedule of the Lottery's Proportionate Share of the Net Pension Liability - Employees' Retirement System Plan.....	59
Schedule of the Lottery's Contributions – Employees' Retirement System Plan.....	60
Schedule of the Lottery's Proportionate Share of the Net OPEB Liability – State Employees' OPEB Plan	61
Schedule of the Lottery's Contributions – State Employees' OPEB Plan.....	62
Notes to Required Supplementary Information	63
<u>SECTION II</u>	
<u>SUPPLEMENTARY INFORMATION</u>	
Schedule 1 – Operating Revenue and Cost of Gaming Operations	68
<u>SECTION III</u>	
INDEPENDENT AUDITOR'S REPORT ON INTERNAL CONTROL OVER FINANCIAL REPORTING AND ON COMPLIANCE AND OTHER MATTERS BASED ON AN AUDIT OF FINANCIAL STATEMENTS PERFORMED IN ACCORDANCE WITH <i>GOVERNMENT AUDITING STANDARDS</i>	69



RHODE ISLAND LOTTERY

Section I

Independent Auditor's Report

Management's Discussion and Analysis

Basic Financial Statements

Required Supplementary Information



Office of the Auditor General

State of Rhode Island - General Assembly

David A. Bergantino, CPA, CFE – Auditor General

oag.ri.gov

33 Broad Street • Suite 201 • Providence, RI • 02903-4177
tel: 401.222.2435 • fax: 401.222.2111

INDEPENDENT AUDITOR’S REPORT

Joint Committee on Legislative Services, General Assembly, State of Rhode Island:

Report on the Audit of the Financial Statements

Opinion

We have audited the financial statements of the Rhode Island Lottery (Lottery), an enterprise fund of the State of Rhode Island, as of and for the year ended June 30, 2024, and the related notes to the financial statements, which collectively comprise the Lottery’s basic financial statements as listed in the table of contents.

In our opinion, the accompanying financial statements referred to above present fairly, in all material respects, the respective financial position of the Lottery, as of June 30, 2024, and the respective changes in financial position, and cash flows thereof for the year then ended in accordance with accounting principles generally accepted in the United States of America.

Basis for Opinion

We conducted our audit in accordance with auditing standards generally accepted in the United States of America (GAAS) and the standards applicable to financial audits contained in *Government Auditing Standards* issued by the Comptroller General of the United States. Our responsibilities under those standards are further described in the Auditor’s Responsibilities for the Audit of the Financial Statements section of our report. We are required to be independent of the Lottery and to meet our other ethical responsibilities, in accordance with the relevant ethical requirements relating to our audit. We believe that the audit evidence we have obtained is sufficient and appropriate to provide a basis for our audit opinion.

Emphasis of Matter

As discussed in Note 2(b), the financial statements present only the Lottery enterprise fund and do not purport to, and do not, present fairly the financial position of the State of Rhode Island, as of June 30, 2024, the changes in its financial position, or, where applicable, its cash flows for the year then ended in conformity with accounting principles generally accepted in the United States of America.

Our opinion is not modified with respect to this matter.

Responsibilities of Management for the Financial Statements

Management is responsible for the preparation and fair presentation of the financial statements in accordance with accounting principles generally accepted in the United States of America, and for the design, implementation, and maintenance of internal control relevant to the preparation and fair presentation of financial statements that are free from material misstatement, whether due to fraud or error.

In preparing the financial statements, management is required to evaluate whether there are conditions or events, considered in the aggregate, that raise substantial doubt about the Lottery's ability to continue as a going concern for twelve months beyond the financial statement date, including any currently known information that may raise substantial doubt shortly thereafter.

Auditor's Responsibilities for the Audit of the Financial Statements

Our objectives are to obtain reasonable assurance about whether the financial statements as a whole are free from material misstatement, whether due to fraud or error, and to issue an auditor's report that includes our opinion. Reasonable assurance is a high level of assurance but is not absolute assurance and therefore is not a guarantee that an audit conducted in accordance with GAAS and *Government Auditing Standards* will always detect a material misstatement when it exists. The risk of not detecting a material misstatement resulting from fraud is higher than for one resulting from error, as fraud may involve collusion, forgery, intentional omissions, misrepresentations, or the override of internal control. Misstatements are considered material if there is a substantial likelihood that, individually or in the aggregate, they would influence the judgment made by a reasonable user based on the financial statements.

In performing an audit in accordance with GAAS and *Government Auditing Standards*, we

- exercise professional judgment and maintain professional skepticism throughout the audit.
- identify and assess the risks of material misstatement of the financial statements, whether due to fraud or error, and design and perform audit procedures responsive to those risks. Such procedures include examining, on a test basis, evidence regarding the amounts and disclosures in the financial statements.
- obtain an understanding of internal control relevant to the audit in order to design audit procedures that are appropriate in the circumstances, but not for the purpose of expressing an opinion on the effectiveness of the Lottery's internal control. Accordingly, no such opinion is expressed.
- evaluate the appropriateness of accounting policies used and the reasonableness of significant accounting estimates made by management, as well as evaluate the overall presentation of the financial statements.
- conclude whether, in our judgment, there are conditions or events, considered in the aggregate, that raise substantial doubt about the Lottery's ability to continue as a going concern for a reasonable period of time.

We are required to communicate with those charged with governance regarding, among other matters, the planned scope and timing of the audit, significant audit findings, and certain internal control-related matters that we identified during the audit.

Required Supplementary Information

Accounting principles generally accepted in the United States of America require that the Management's Discussion and Analysis on pages 4 through 18, Schedule of the Lottery's Proportionate Share of the Net Pension Liability – Employees' Retirement System Plan on page 59, the Schedule of the Lottery's Contributions – Employees' Retirement System Plan on page 60, the Schedule of the Lottery's Proportionate Share of the Net OPEB Liability – State Employees' OPEB Plan on page 61, and the Schedule of the Lottery's Contributions – State Employees' OPEB Plan on page 62 be presented to supplement the basic financial statements. Such information is the responsibility of management and, although not a part of the basic financial statements, is required by the Governmental Accounting Standards Board who considers it to be an essential part of financial reporting for placing the basic financial statements in an appropriate operational, economic, or historical context. We have applied certain limited procedures to the required supplementary information in accordance with GAAS, which consisted of inquiries of management about the methods of preparing the information and comparing the information for consistency

with management’s responses to our inquiries, the basic financial statements, and other knowledge we obtained during our audit of the basic financial statements. We do not express an opinion or provide any assurance on the information because the limited procedures do not provide us with sufficient evidence to express an opinion or provide any assurance.

Supplementary Information

Our audit was conducted for the purpose of forming an opinion on the financial statements that collectively comprise the Lottery’s basic financial statements. The supplementary information included in Schedule 1 details operating revenue and related costs of gaming operations and is presented for purposes of additional analysis and is not a required part of the basic financial statements. Such information is the responsibility of management and was derived from and relates directly to the underlying accounting and other records used to prepare the basic financial statements. The information has been subjected to the auditing procedures applied in the audit of the basic financial statements and certain additional procedures, including comparing and reconciling such information directly to the underlying accounting and other records used to prepare the basic financial statements or to the basic financial statements themselves, and other additional procedures in accordance with GAAS. In our opinion, Schedule 1 is fairly stated, in all material respects, in relation to the basic financial statements as a whole.

Other Reporting Required by Government Auditing Standards

In accordance with *Government Auditing Standards*, we have also issued our report dated September 30, 2024 on our consideration of the Lottery’s internal control over financial reporting and on our tests of its compliance with certain provisions of laws, regulations, contracts, and other matters. The purpose of that report is solely to describe the scope of our testing of internal control over financial reporting and compliance and the results of that testing, and not to provide an opinion on the effectiveness of the Lottery’s internal control over financial reporting or on compliance. That report is an integral part of an audit performed in accordance with *Government Auditing Standards* in considering the Lottery’s internal control over financial reporting and compliance.



David A. Bergantino, CPA, CFE
Auditor General

September 30, 2024

RHODE ISLAND LOTTERY

Management's Discussion and Analysis

Management of the Rhode Island Lottery (Lottery) provides this *Management's Discussion and Analysis* of their financial performance for the readers of the Lottery's financial statements. This narrative provides an overview of the Lottery's financial activity for the fiscal year ended June 30, 2024. This *Management's Discussion and Analysis* is to be considered in conjunction with the financial statements to provide an objective analysis of the Lottery's financial activities based on facts, decisions, and conditions currently facing management.

Understanding the Lottery's Financial Statements

The Lottery, a division of the Department of Revenue of the State of Rhode Island (State), is accounted for as an enterprise fund that reports all assets and liabilities using the accrual basis of accounting, much like a private business entity. In accordance with accounting principles generally accepted in the United States of America, this report consists of a series of financial statements, along with notes to the financial statements and a supplementary schedule detailing operating revenue and the cost of gaming operations for each lottery game. The financial statements immediately follow this *Management's Discussion and Analysis* and are designed to highlight the Lottery's net position and changes in net position resulting from Lottery operations.

The most important relationship demonstrated within the Lottery's financial statements is the requirement that the Lottery transfer net income to the State's General Fund. Accordingly, the primary focus of these financial statements is determining net income available for payment to the State's General Fund, rather than the change in net position of the Lottery. It is also important to note that most financial statement balances have a direct relationship to revenue. Generally, as lottery revenues increase for a particular game, the related amount paid to the State's General Fund also increases. Similarly, increases in revenue for a particular lottery game result in direct increases to the related prize awards and commissions expense.

Most assets included on the Statement of Net Position, with the exception of the upfront payments relating to the IGT Master Contract described below, represent current amounts such as cash and accounts receivable from Lottery retailers. The upfront payments have been deposited into cash equivalent financial instruments pending transfer to the State General fund as the Lottery recognized revenue over the life of the contract extension. Most current liabilities represent prize awards owed, vendor commission payments, and amounts due to the State's General Fund. Current assets approximate the amounts required to satisfy current liabilities at year-end.

Non-current assets consist of the Lottery's capital assets and a long-term lease receivable relating to the technology provider's rental of space in the Lottery's Cranston, RI location. Non-current liabilities consist mostly of net pension and OPEB liabilities, and unearned contract revenue totaling \$24.9 million. In February 2022, the Lottery executed the Eighth Amendment to the Master Contract with IGT Global Solutions (IGT). This amendment required IGT to pay \$27 million (up-front payment) to be the exclusive provider to the Lottery of its products and services for the 20-year contract extension period (excluding online sports wagering which is governed by a separate contract with IGT). In accordance with the amendment, the Lottery received the two up-front payments of \$13.5 million, respectively, on June 29, 2023 and June 26, 2024. These payments were recorded as unearned contract revenue and are being recognized pro-rata over the term of the extended contract.

RHODE ISLAND LOTTERY

Management's Discussion and Analysis

The deficit in net position of \$17.9 million reported at June 30, 2024 relates to the Lottery's proportionate share of the net pension and OPEB liabilities. This net position (deficit) represents the Lottery's recognition of its proportionate share of the net pension liability and net OPEB liability (inclusive of related deferred inflows and outflows) as of June 30, 2024, as a participating employer in the Employees' Retirement System Pension Plan (Pension Plan) and the State Employees' OPEB Plan (OPEB Plan). Further details of the Lottery's net pension liability and net OPEB liability can be found in the notes to the financial statements.

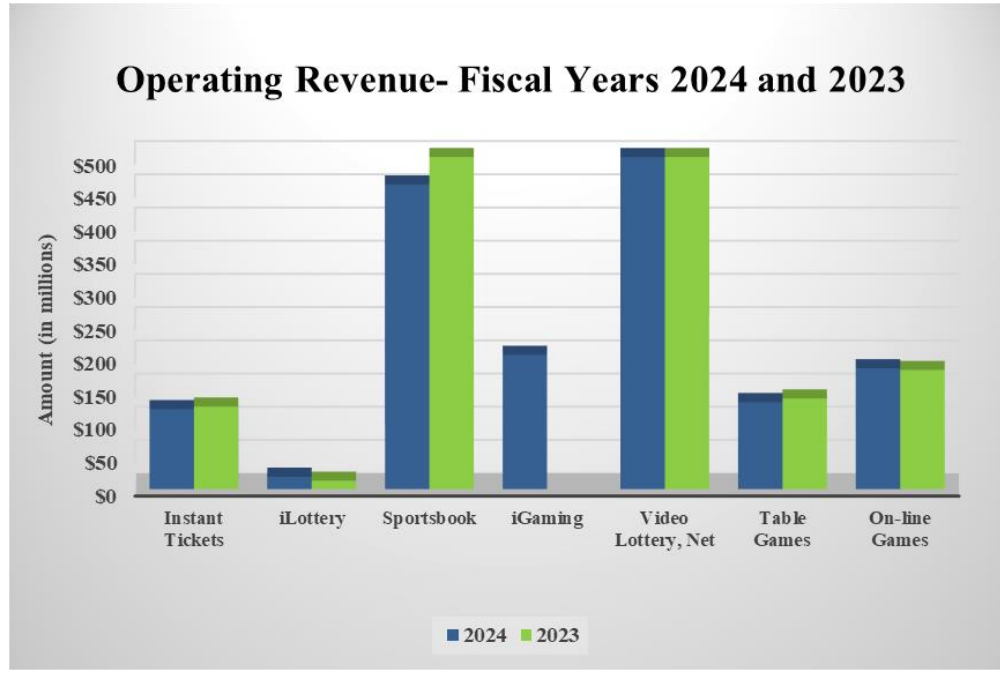
Financial Highlights

- The Lottery transferred \$426.4 million to the State's General Fund in fiscal year 2024 as compared to \$434.7 million in fiscal year 2023, which represents a 1.9% decrease.
- iGaming was successfully launched on March 1, 2024, bringing an additional \$202.3 million in revenue during fiscal year 2024. iGaming generated \$3.6 million in gross profit in its four months of operation.
- Table games net revenue at the Lottery's two licensed casinos decreased 4.1% over fiscal 2023.
- Video lottery net revenue at the Lottery's two licensed casinos decreased 1.8% over fiscal 2023.
- Sportsbook net revenue (hold) decreased 24.2% over fiscal 2023.
- An overall 1.4% increase in on-line games revenue included:
 - Keno game revenue decreased 1.2%, while Bingo game revenue increased 35.4% over the prior year.
 - Powerball® revenue increased 20.3% over fiscal 2023, while the other two jackpot driven games Mega Millions® and Wild Money, experienced revenue decreases of 9.6% and 13.4% compared to the prior year. Fiscal 2024 included three Powerball® jackpots in excess of \$1 billion dollars which resulted in the positive impact to sales for the year.
 - The Daily Numbers game and Lucky for Life® revenues remained consistent with prior year.
- iLottery experienced increases in revenue, prize awards, and commissions during fiscal 2024, resulting in \$3.1 million in gross profit, consistent with fiscal 2023.
- Instant games revenue decreased by 3.1% compared to fiscal 2023.

RHODE ISLAND LOTTERY

Management's Discussion and Analysis

The following graph depicts the Lottery's operating revenue for instant tickets, iLottery, sportsbook, iGaming, video lottery, table games, and on-line games for fiscal 2024 compared to fiscal 2023.



Analysis of Comparative Financial Position

The Lottery's net position (deficit) at June 30, 2024 and June 30, 2023 is summarized below:

	June 30, 2024	June 30, 2023
Assets:		
Current assets		
Cash and cash equivalents	\$ 58,190,607	\$ 43,874,334
Accounts receivable, net	15,047,590	8,457,642
Lease receivable	83,621	91,362
Due from State's General Fund	18,089	-
Other	1,789,550	1,754,119
Total current assets	75,129,457	54,177,457
Non-current assets		
Capital assets, net	853,097	1,258,533
Long-term lease receivable	2,152,430	2,236,051
Total non-current assets	3,005,527	3,494,584
Total assets	78,134,984	57,672,041
Deferred outflows of resources:		
Deferred outflows of resources - pension	3,077,889	3,339,069
Deferred outflows of resources - OPEB	804,959	1,037,381
Total deferred outflows of resources	3,882,848	4,376,450

RHODE ISLAND LOTTERY

Management's Discussion and Analysis

	June 30, 2024	June 30, 2023
Liabilities:		
Current liabilities		
Cash and cash equivalents overdraft	\$ 32,735	\$ -
Due to State's General Fund - net income from operations	6,228,371	5,236,556
Due to State's General Fund	-	3,260
Accounts payable	21,427,471	16,937,913
Obligation for unpaid prize awards	14,554,361	12,382,761
Lease liability	323,715	306,708
Compensated absences	353,713	307,892
Other liabilities	7,375,911	6,379,609
Total current liabilities	50,296,277	41,554,699
Non-current liabilities		
Compensated absences	370,147	348,179
Net pension liability	17,761,691	18,689,341
Net OPEB liability	1,911,167	2,577,595
Long-term lease liability	337,249	660,964
Unearned contract revenue	24,939,474	12,825,000
Total non-current liabilities	45,319,728	35,101,079
Total liabilities	95,616,005	76,655,778
Deferred inflows of resources:		
Deferred inflows of resources - pension	856,084	657,266
Deferred inflows of resources - OPEB	1,219,199	1,088,807
Deferred inflows of resources - leases	2,191,838	2,283,200
Total deferred inflows of resources	4,267,121	4,029,273
Net position (deficit):		
Net investment in capital assets	192,133	290,861
Unrestricted	(18,057,427)	(18,927,421)
Total net position (deficit)	\$ (17,865,294)	\$ (18,636,560)

The majority of the Lottery's assets represent current resources necessary to pay the current liabilities owed to vendors, prize winners, and ultimately the State's General Fund. At June 30, 2024, the Lottery's assets included \$58.2 million in cash and cash equivalents as compared with \$43.9 million at June 30, 2023. The Lottery's accounts receivable approximated \$15.0 million and \$8.5 million, respectively, at June 30, 2024 and 2023. As previously discussed, the Lottery's current assets have increased significantly in recent years due to the receipt of \$27 million in upfront payments relating to the extension of its Master Contract with IGT.

The Lottery's current liabilities at the balance sheet date are amounts owed for vendor payables and prize obligations. The amount owed at June 30, 2024 to the General Fund for June 2024 net operations approximated \$6.2 million. At June 30, 2024, vendor payables, made up largely of commissions (video lottery, table games, sportsbook, iGaming, and online) and prize obligations (attributable mostly to instant ticket games, video and sportsbook) were \$21.4 million and \$14.6 million, respectively. In comparison, vendor payables and prize obligations at June 30, 2023 were \$16.9 million and \$12.4 million, respectively.

RHODE ISLAND LOTTERY

Management's Discussion and Analysis

The increase in unearned contract revenue represents the second \$13.5 million payment received at year-end as an upfront payment from the technology provider relating to the 20-year extension of its exclusive contract to operate the Lottery's on-line (traditional lottery games) and video lottery gaming systems, as well as the rights to provide video lottery terminals (technology provider) through the formation of a VLT joint venture. The two (2) upfront payments received at the end of June 30, 2024 and June 30, 2023 will be recognized as revenue over the 20-year period of the contract extension, 20 years for the first payment and 19 years for the second payment.

The Lottery's net pension liability and net OPEB liability decreased by \$0.9 million and \$0.7 million, respectively, at June 30 2024 compared to June 30, 2023. These decreases mainly represent a decrease in the plans' fiduciary net position at the measurement date (June 30, 2023) over the prior year due to significant net investment gains during fiscal 2023. The liability decreases experienced by the Lottery represents their proportionate share of the overall decreases experienced by the State's pension and OPEB plans at the measurement date.

Deferred outflows of resources related to pensions and OPEB decreased in fiscal 2024 compared to fiscal 2023 primarily due to changes in projected and actual investment earnings for pensions and OPEB and changes in assumptions for OPEB. Deferred inflows of resources related to pension and OPEB increased in fiscal 2024 compared to fiscal 2023 primarily due to the difference between projected and actual investment earnings.

Deferred inflows of resources relating to leases in fiscal 2024 decreased by the expected reduction in future revenue anticipated from that leasing arrangement.

The deficit in net position, reported at June 30, 2024, of \$17.9 million represents the Lottery's proportionate share of the net pension liability and net OPEB liability as a participating employer in the Pension Plan and the OPEB Plan. As required by RI General Laws, the Lottery's transfer to the State's General Fund is based on net income reflecting the actuarially determined employer contribution to the Pension Plan and OPEB Plan. Net income reported in the Lottery's financial statements reflects the recognition of pension expense and OPEB expense in accordance with generally accepted accounting principles.

RHODE ISLAND LOTTERY

Management's Discussion and Analysis

Lottery Operations

	June 30, 2024	June 30, 2023
Operating revenue:		
Games reported - gross revenue		
On-line games	\$ 181,973,458	\$ 179,428,966
Instant games	120,466,945	124,257,579
iLottery	18,544,313	12,616,040
Sportsbook	458,813,890	509,469,437
iGaming	202,282,017	-
Games reported - revenue net of related prize awards		
Video lottery	522,521,365	531,976,452
Table games	131,054,281	136,600,182
Other operating revenue	909,644	633,651
Total operating revenue	1,636,565,913	1,494,982,307
Cost of gaming operations:		
Prize awards expense/Payouts	819,832,040	659,286,567
Commissions	374,291,250	384,944,145
Incentive programs, video lottery	4,152,984	4,150,164
Marketing/advertising expense	4,351,540	2,966,297
Cost of tickets	972,546	930,293
Transaction fees - online wagering	760,323	1,177,966
Unclaimed prize recovery	(4,295,135)	(4,526,660)
Total cost of gaming operations	1,200,065,548	1,048,928,772
Gross Profit	436,500,365	446,053,535
Operating expenses:		
Salaries and benefits	12,140,557	11,687,353
Depreciation and amortization	435,443	432,396
Problem gambling expenses	909,644	633,651
Other	1,568,660	1,251,552
Total operating expenses	15,054,304	14,004,952
Operating Income	421,446,061	432,048,583
Non-operating income (expenses):		
Investment income	3,417,257	2,136,034
Other income (expenses) - net	2,327,503	1,484,525
Income before transfers	427,190,821	435,669,142
Transfers to State's General Fund	(426,419,555)	(434,666,769)
Increase (decrease) in net position	771,266	1,002,373
Total net position (deficit), beginning of year	(18,636,560)	(19,638,933)
Total net position (deficit), end of year	\$ (17,865,294)	\$ (18,636,560)

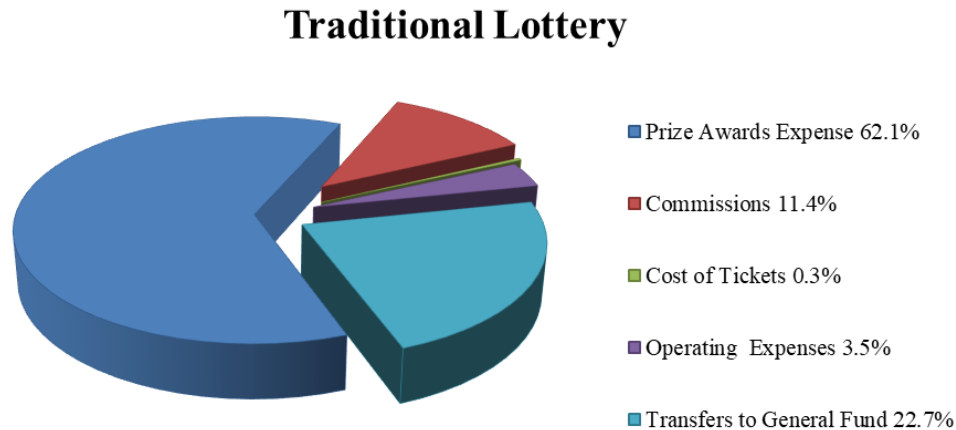
RHODE ISLAND LOTTERY

Management's Discussion and Analysis

Revenue

Traditional Lottery

- Traditional Lottery games consist of on-line, instant ticket games, and iLottery. Distribution of the year's traditional lottery revenue was as follows:



- On-line games offered during fiscal year 2024 were Powerball®, Mega Millions®, Wild Money, Daily Numbers, Lucky for Life®, and the monitor games, Keno and Bingo. The overall annual increase for on-line games was 1.4% as compared to fiscal year 2023. Fiscal 2024 included three Powerball® jackpots in excess of \$1 billion dollars, as compared one jackpot in excess of \$1 billion in fiscal 2023, resulting in an increase of 20.3% in Powerball® revenue. Other jackpot driven games, Mega Millions® and Wild Money experienced 9.6% and 13.4% decreases, respectively in revenue as compared to prior year. Keno revenue decreased 1.2%, while Bingo game revenue increased 35.4% over the prior year. The Daily Numbers and Lucky for Life® revenue remained consistent with prior year.
- Instant ticket revenue for fiscal 2024 decreased approximately 3.1% over fiscal year 2023. While the Lottery continues to offer many instant tickets products at various price points, revenue has declined year over year. The Lottery's neighboring states have experienced the same results. During fiscal year 2024, the Lottery premiered its first \$50 price point game: "2 Million Royale". Winners of this game, along with two other games, have the option of receiving annual annuity payments or lump sum payment options.
- iLottery offerings during fiscal year 2024 included eInstant games and iKeno. iLottery revenue for fiscal year 2024 increased 47.0% over fiscal year 2023. This increase was due mostly to increased eInstant product offerings, along with higher prize payouts. iLottery also experienced proportional increases in prize awards and commissions during fiscal 2024, resulting in \$3.1 million in gross profit, consistent with fiscal 2023.

RHODE ISLAND LOTTERY

Management's Discussion and Analysis

The following graph depicts the Lottery's on-line sales for the fiscal years ended June 30, 2024 and 2023.

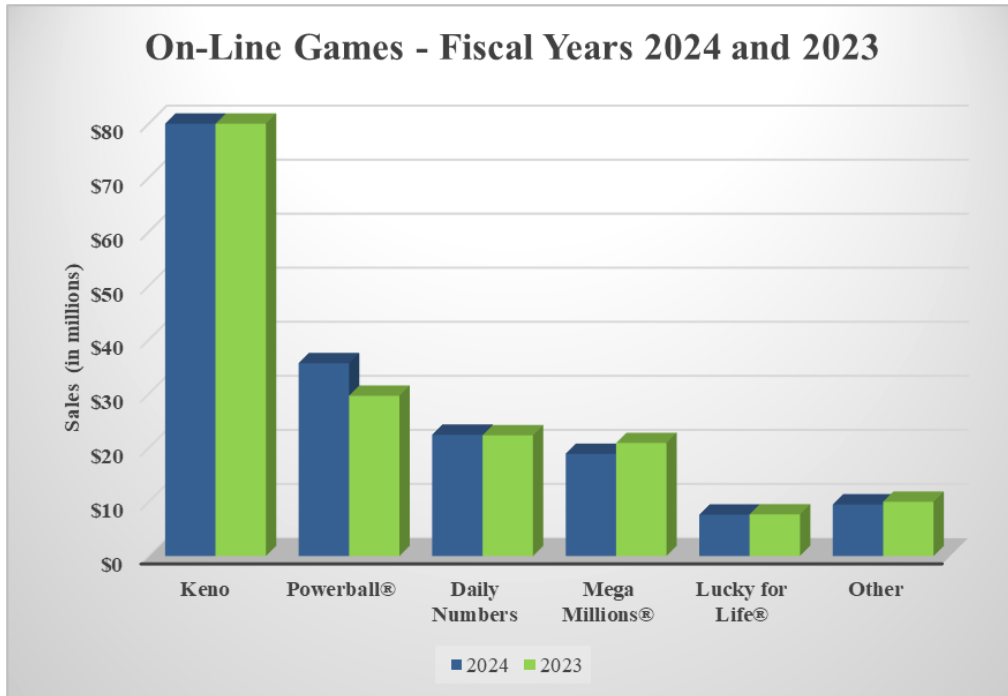
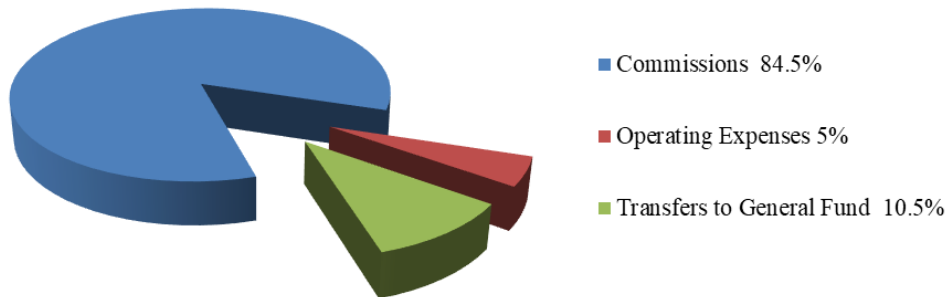


Table Games

For fiscal 2024, net table games revenue was \$131.1 million, a decrease of 4.1% compared to the prior year. Table games are operated at the State's two licensed casinos: Bally's Twin River Lincoln Casino Resort and Bally's Tiverton Casino & Hotel. The decrease is a result of a variety of factors, including the slowing economy. Poker, returned in February 2023. Net income transferred to the State General Fund from table games, after deducting commissions, personnel and administrative expenses was \$13.8 million.

Distribution of the year's net table game revenue was as follows:

Table Games - Net Revenue Distribution



RHODE ISLAND LOTTERY

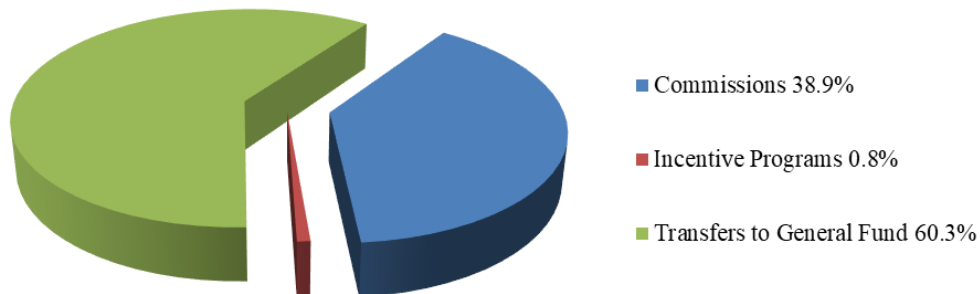
Management's Discussion and Analysis

Video Lottery

For fiscal year 2024 video lottery net revenue was \$522.5 million, a decreased \$9.5 million or 1.8% from the prior fiscal year. Similarly, to table games, the decrease is a result of a variety of factors, including the slowing economy. VLT machines are offered at both Bally's Twin River Lincoln Casino Resort and Bally's Tiverton Casino & Hotel. After completion of the 40,000 square-foot expansion in April 2023, the Lincoln facility continued to offer 3,900 machines, while the Tiverton facility offered 1,000 throughout the fiscal year. Gross profit transferred to the State General Fund from video lottery after deducting commissions and marketing expenses was \$315.0 million.

Distribution of the year's video lottery net revenue was as follows:

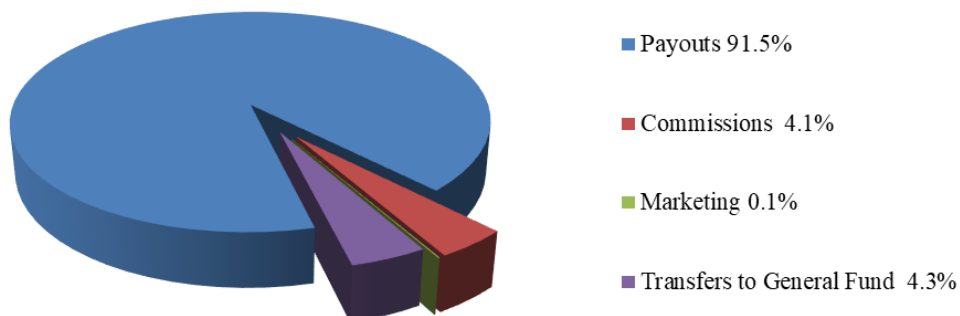
Video Lottery - Net Revenue Distribution



Sportsbook

For fiscal year 2024 sportsbook net revenue (hold) was \$38.6 million, a decreased 24.2% compared to fiscal 2023. Sportsbook revenue (handle) through June 30, 2024, totaled \$458.8 million of which \$367.0 million was from online/mobile wagers. Gross profit transferred to the State General Fund from sportsbook, after deducting payouts, commissions, online wagering transaction fees, and marketing expenses was \$19.2 million. In January 2023, the neighboring Commonwealth of Massachusetts launched in-person sports betting at three casinos, and subsequently in March 2023 online sports betting went live with the launch of six online sports betting applications. Due to this increased competition from neighboring states, RI sportsbook experienced a decline in revenue over the prior fiscal year.

Sportsbook



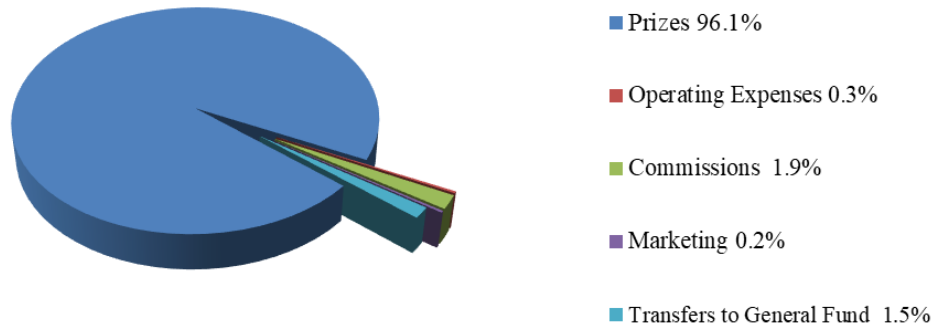
RHODE ISLAND LOTTERY

Management's Discussion and Analysis

iGaming

iGaming operations commenced on March 1, 2024. iGaming offers players who are twenty-one (21) years or older, and wager within the State boundaries, the ability to play online slot machines (iSlots) and online live table games (iTables) via the use of the internet through either their computer or mobile device. As of June 30, 2024, 210 online slot games, and 6 live tables games were offered. Live table games consisted of Blackjack, Roulette, and Speed Baccarat. As of June 30, 2024, iGaming net gaming revenue, wagers minus prizes, before operating and allocable expenses totaled approximately \$7.9 million. Total iGaming revenue for fiscal year 2024 was \$202.3 million. Net income transferred to the State General Fund from iGaming, after deducting commissions, marketing, and personnel and administrative expenses was \$3.0 million.

iGaming

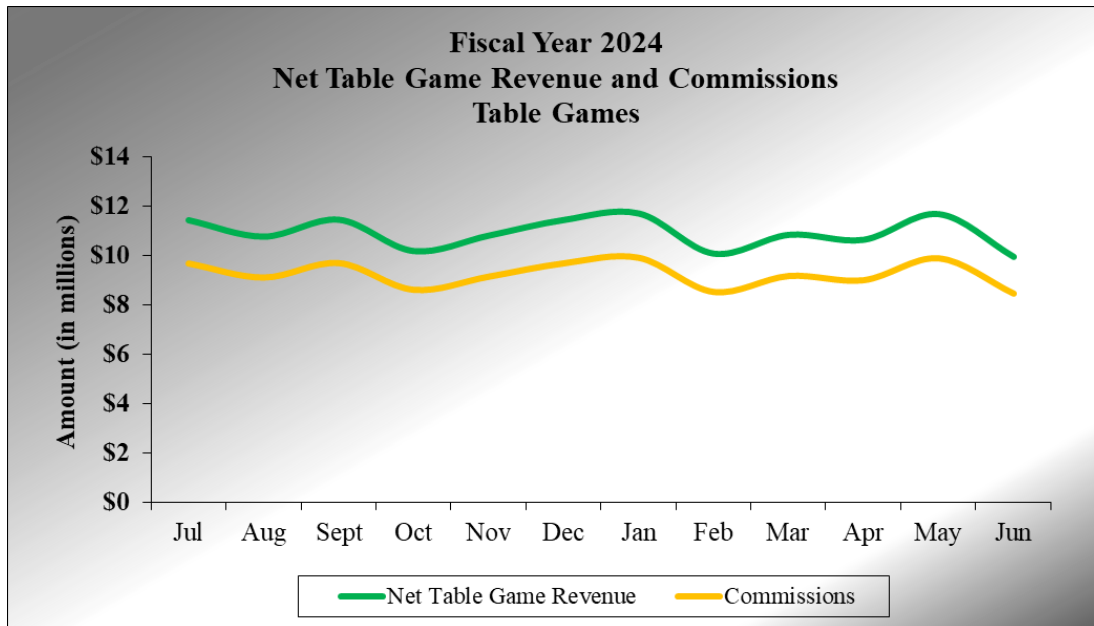
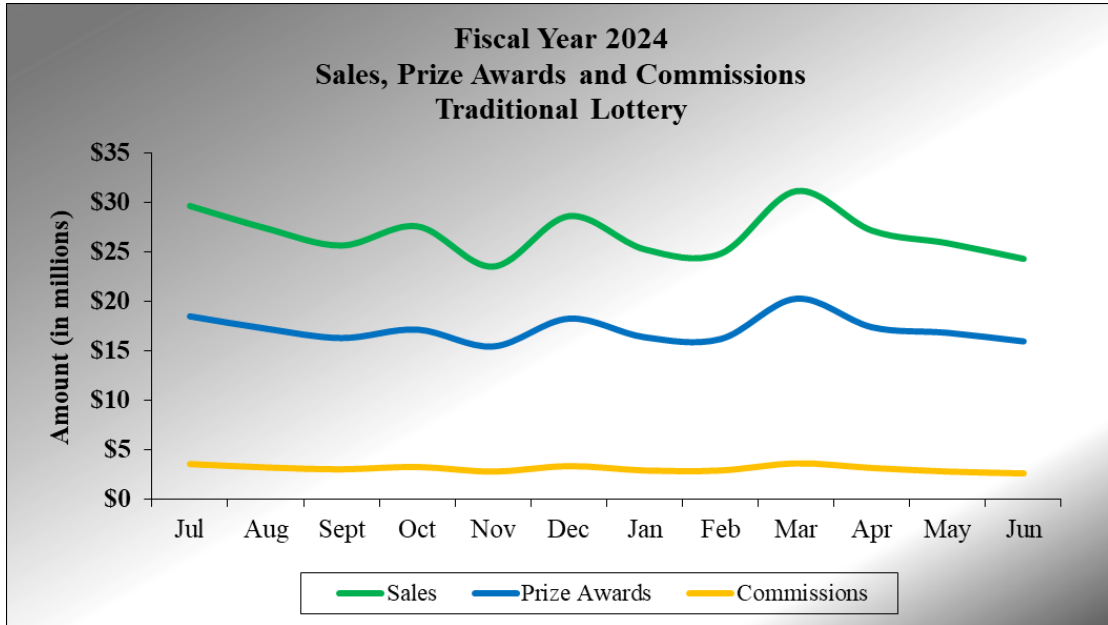


Commissions and Prize Awards Expense

As the following graphs depict, the Lottery's most significant expenses (commissions and prize awards) are predictable because they have a direct correlation to sales. As lottery revenues increase, so do the related prizes and commissions paid by the Lottery. While each Lottery game has a designed prize payout structure, the overall amount paid as prize awards expense is consistent in relation to sales. Similarly, since awarded commissions are revenue based, commissions expense increases and decreases along with revenue. The following graphs for each game type illustrate the relationship between revenue, prize awards, and commissions throughout the fiscal year. The illustration shows how the revenue and expenses increase and decrease consistently by month. For those games where revenue is reported net of prize awards, only commissions expense is presented with revenue.

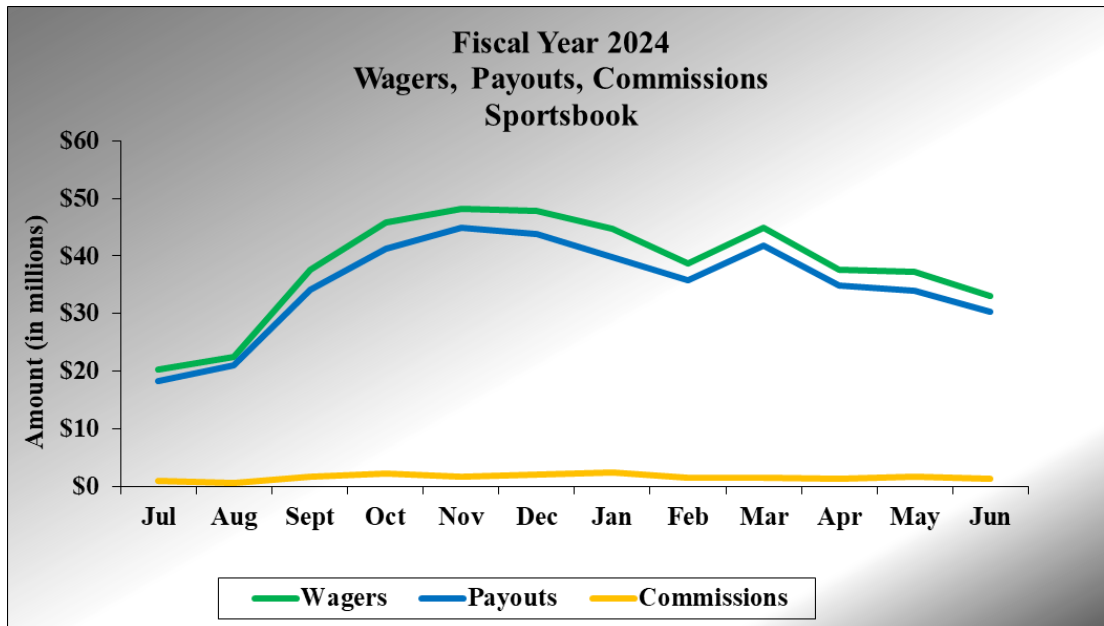
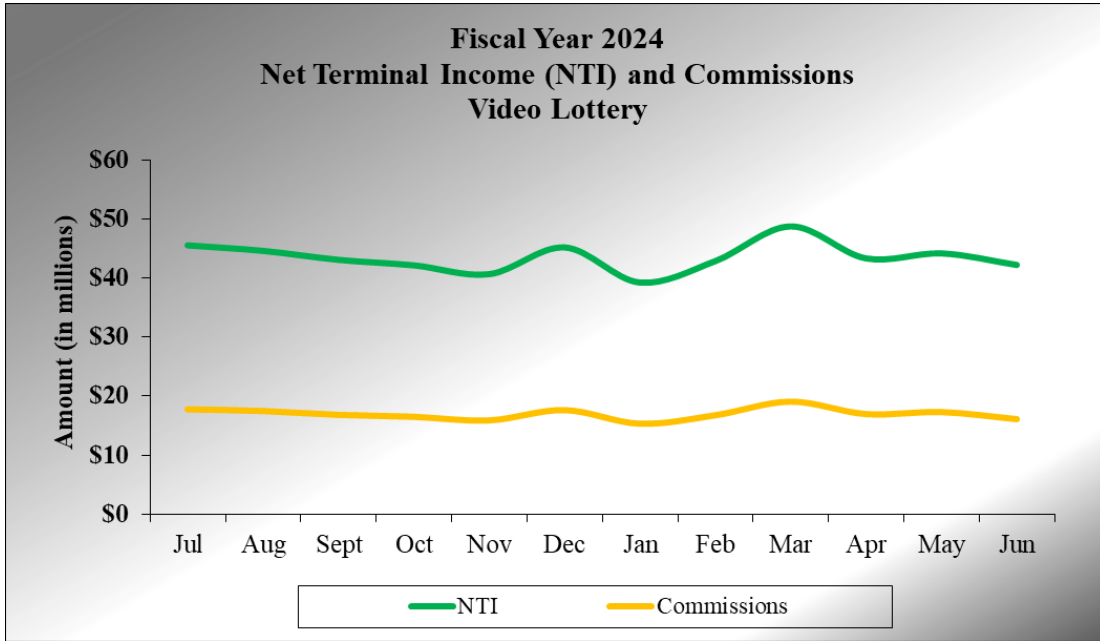
RHODE ISLAND LOTTERY

Management's Discussion and Analysis



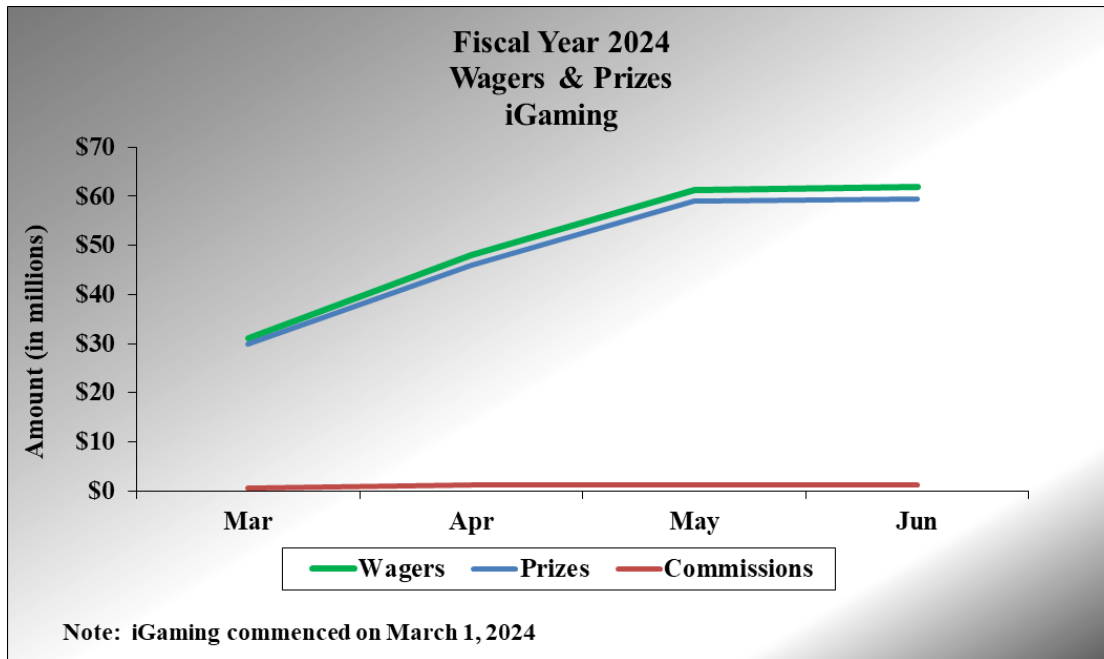
RHODE ISLAND LOTTERY

Management's Discussion and Analysis



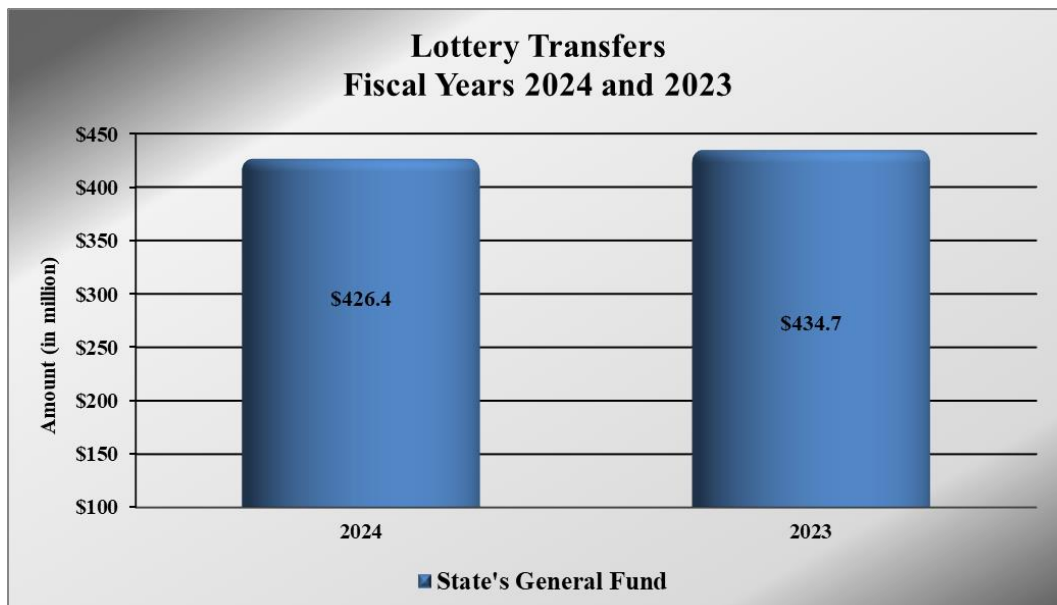
RHODE ISLAND LOTTERY

Management's Discussion and Analysis



Lottery Transfers

Net income transferred by the Lottery for the fiscal years 2024 and 2023 was \$426.4 million and \$434.7 million, respectively. All fiscal 2024 transfers were made by the Lottery directly to the State's General Fund, as required by the General Laws. As previously discussed, there were various reasons why certain games experienced revenue increases during fiscal 2024, while others experienced decreases. With the various commission percentages differing by Lottery game offering, the performance of certain games impact, the amount of net income transferred to the State General Fund more than others. For fiscal 2024, the decrease of 1.9% in the Lottery's 2024 Transfer to the General Fund as compared to fiscal 2023 largely resulted from revenue decreases experienced by video lottery, table games, and sportsbook. Revenue increases experienced by Powerball and the launch of iGaming served to offset the full impact of those declines in fiscal 2024.



RHODE ISLAND LOTTERY

Management's Discussion and Analysis

Debt Administration

Jackpot prizes awarded under Powerball® and Mega Millions® are satisfied through investments purchased by the Multi-State Lottery Association (MUSL). MUSL purchases U.S. government obligations, which are held in irrevocable trusts established by MUSL for the benefit of participating state lotteries. Accordingly, the Lottery does not record an obligation for Powerball® and Mega Millions® jackpot awards which are payable in installments from funds provided by MUSL.

The Lucky for Life® game offers top and second prize winners an annuity or cash option payment. If the annuity option is selected by the winner, the Lucky for Life® game requires each selling lottery to purchase an insurance annuity to fully fund the top and second prizes won in that state. All participating lotteries share in the cost of the insurance annuity or cash option; however, the selling lottery is responsible for settling the top and second prize liabilities. Annuities shall be purchased in accordance with the applicable laws of the state purchasing the annuity. Qualified insurance companies must meet the minimum rating requirements established by each participating state. Rhode Island plans to purchase its annuities for any future top prize winners selecting this option through MUSL from an insurance company with an AM Best rating of A or better. Rhode Island has purchased its second prize winners' annuities through MUSL in accordance with insurance company rating requirements.

The Lottery leases outdoor advertising structures under a long-term, non-cancelable lease agreement. During the year, the Lottery paid all required lease payments. For further information, refer to Notes to Financial Statements, Note 12.

Annuity instant ticket games offer top prize winners an annuity or cash option payment. If the annuity option is selected by the winner, the Lottery will either purchase an annuity contract from an insurance company to fund its liability for the installment prize award or if the installment prize payment is minimal, then the Lottery will fund its liability from current operating funds. All annuities shall be purchased in accordance with applicable State laws, and the insurance company must meet the minimum rating requirements of AM Best: A or better. An annuity contract represents an obligation by the insurance company to provide a series of payments over future periods. Annuity contracts are subject to credit risk. If an annuity is purchased, investments for prize payments will be recorded based on the present value of the annuity contract at terms to yield a series of future payments required to meet the obligations of the Lottery for prize disbursements. Amounts recorded as prize expense will reflect the cost of both the annuity contracts necessary to satisfy either installment prize awards or single payment awards.

Capital Assets

The Lottery purchases and maintains property and equipment necessary to sell lottery products, pay prizes and perform other lottery operations. For further information, refer to Notes to Financial Statements, Note 4.

Potential Factors Impacting Future Operations

The Lottery generates revenue to maximize payments to the State's General Fund, and, accordingly, a continuous assessment of the State's financial environment and the Lottery's product lines and operations is essential to accomplish this mission. The following considerations have been presented to inform those interested in the Lottery's operations about potential factors that could affect future operations:

RHODE ISLAND LOTTERY

Management's Discussion and Analysis

- In February 2022, the Lottery executed the eighth amendment to the IGT master contract with IGT Global Solutions Corporation (IGT) extending the contract to June 30, 2043, including agreements related to online gaming, the video lottery central computer system, the video lottery technology provider license, instant tickets and related vending machine agreement, and the website services agreement. This extension included various provisions that will impact the future operations of the Lottery, obligating IGT for continued technology investments over the long-term agreement to ensure that the Lottery can offer the latest products to its patrons in the continually evolving gaming market. Expansion of the iLottery gaming platform is planned for some time in fiscal year 2025. This expansion would include additional traditional lottery products, in addition to the current offerings of eInstant games and iKeno. Replacement of the Lottery's video lottery central communication system is expected in fiscal year 2025.
- The facilities face increasing competition from gaming expansion in Connecticut and Massachusetts. Both States have legalized and implemented sports wagering. In July 2024, Massachusetts legalized the implementation of iLottery during fiscal year 2025. Discussions continue for a tribal casino in Taunton, MA. The Lottery and the State continually monitor the risk to gaming operations and assess and expand important revenue generating marketing and promotional programs to best enable competitive positions. In fiscal year 2025, the Lottery plans on offering all iLottery on-line products, except for Bingo.
- Mega Millions® will be enhanced in fiscal year 2025, with the first drawing expected on April 4, 2025. The game makeover gives players better odds and higher jackpots. The game will have a built-in multiplier; multiplying non-jackpot wins by 2x to 10x. To support the new game structure, the price will change from \$2 to \$5.

Contacting the Lottery's Financial Management

This financial report is designed to provide a general overview of the Lottery's financial activity for all those interested in the Lottery's operations. Questions concerning any of the information provided in this report or requests for additional financial information should be addressed to the Office of the Finance Administrator, Rhode Island Lottery, 1425 Pontiac Avenue, Cranston, RI, 02920.

RHODE ISLAND LOTTERY

Statement of Net Position

June 30, 2024

Assets

Current assets:

Cash and cash equivalents (note 3)	\$	58,190,607
Accounts receivable-less allowance for doubtful accounts of \$189,155		15,047,590
Lease receivable (note 12)		83,621
Ticket inventory		1,406,969
Deposits with Multi-State Lottery Association (MUSL) (note 1)		46,276
Due from State's General Fund - operating expenses (note 5)		18,089
Other current assets		336,305
Total current assets		75,129,457

Non-current assets:

Capital assets, net (note 4)		853,097
Long-term lease receivable (note 12)		2,152,430
Total non-current assets		3,005,527

Total assets		78,134,984
--------------	--	------------

Deferred outflows of resources

Deferred outflows of resources - pension (note 9)		3,077,889
Deferred outflows of resources - OPEB (note 10)		804,959
Total deferred outflows of resources		3,882,848

Liabilities

Current liabilities:

Cash and cash equivalents overdraft (note 3)	\$	32,735
Due to State's General Fund - net income from operations (note 5)		6,228,371
Accounts payable		21,427,471
Obligation for unpaid prize awards		14,554,361
Lease liability		323,715
Accrued expenses		5,241,375
Compensated absences (note 7)		353,713
Advances for future drawings and events		749,010
Unearned contract revenue (note 2)		1,385,526
Total current liabilities		50,296,277

Non-current liabilities:

Compensated absences (note 7)		370,147
Net pension liability (note 9)		17,761,691
Net OPEB liability (note 10)		1,911,167
Long-term lease liability		337,249
Unearned contract revenue (note 2)		24,939,474
Total non-current liabilities		45,319,728

Total liabilities		95,616,005
-------------------	--	------------

Deferred inflows of resources

Deferred inflows of resources - pension (note 9)		856,084
Deferred inflows of resources - OPEB (note 10)		1,219,199
Deferred inflows of resources - leases (note 12)		2,191,838
Total deferred inflows of resources		4,267,121

Net position (deficit)

Net investment in capital assets (note 8)		192,133
Unrestricted (deficit) (note 8)		(18,057,427)
Total net position (deficit)		\$ (17,865,294)

See accompanying notes to financial statements.

RHODE ISLAND LOTTERY

Statement of Revenue, Expenses and Changes in Net Position

Year Ended June 30, 2024

Operating revenue (schedule 1):

Games reported - gross revenue	
On-line games	\$ 181,973,458
Instant games	120,466,945
iLottery	18,544,313
Sportsbook	458,813,890
iGaming	202,282,017
Games reported - revenue net of related prize awards	
Video lottery (note 2)	522,521,365
Table games (note 2)	131,054,281
Other operating revenue	909,644
Total operating revenue	<u>1,636,565,913</u>

Cost of gaming operations (schedule 1):

Prize awards expense/Payouts (on-line, instant, iLottery, sportsbook, and iGaming)	819,832,040
Commissions (note 6)	374,291,250
Incentive programs, video lottery	4,152,984
Marketing/advertising expense	4,351,540
Cost of tickets	972,546
Transaction fees - online wagering	760,323
Unclaimed prize recovery	(4,295,135)
Total cost of gaming operations	<u>1,200,065,548</u>
Gross profit	<u>436,500,365</u>

Operating expenses:

Salaries and benefits	12,140,557
Depreciation and amortization	435,443
Problem gambling expenses	909,644
Other	1,568,660
Total operating expenses	<u>15,054,304</u>
Operating income	<u>421,446,061</u>

Non-operating income (expenses):

Investment income	3,417,257
Other income (expenses) - net	<u>2,327,503</u>
Income before transfers	427,190,821

Transfer to State's General Fund (note 5) (426,419,555)

Increase in net position 771,266

Total net position (deficit), beginning of year (18,636,560)

Total net position (deficit), end of year (note 8) \$ (17,865,294)

See accompanying notes to financial statements.

RHODE ISLAND LOTTERY

Statement of Cash Flows

Year Ended June 30, 2024

Cash flows from operating activities:	
Receipts from lottery sales, online and instant games	\$ 300,294,047
Receipts from iLottery sales	18,467,025
Receipts from sportsbook	458,132,501
Receipts from iGaming	201,744,013
Receipts from video lottery operations (net of prizes)	519,469,161
Receipts from table games (net of prizes)	130,818,672
Receipt of upfront contract revenue	13,500,000
Receipts from MUSL for grand prize winners	4,738,269
Receipts from problem gambling program	875,582
Other receipts	1,659,205
Payments for on-line and instant ticket prizes	(184,811,228)
Payments for iLottery prizes	(14,398,144)
Payments for sportsbook payouts	(419,756,690)
Payments for iGaming prizes	(194,399,243)
Payments for commissions - retailers	(12,655,036)
Payments for commissions - sportsbook	(18,821,635)
Payments for commissions - iGaming	(3,145,140)
Payments for commissions - video lottery	(201,517,522)
Payments for commissions - table games	(110,784,403)
Payments to MUSL grand prize winners	(4,738,269)
Payments for commissions - on-line games contractor	(23,235,402)
Payments to facilities - video lottery incentive program	(4,150,164)
Payments to suppliers for goods and services	(7,919,027)
Payments to employees for services	(12,735,836)
Net cash provided by operating activities	<u>436,630,736</u>
Cash flows from noncapital financing activities:	
Cash and cash equivalents overdraft	32,735
Transfers to State's General Fund	(425,427,740)
Net cash used for noncapital financing activities	<u>(425,395,005)</u>
Cash flows from capital and related financing activities:	
Purchase of capital assets	(30,007)
Payments for lease obligations	(306,708)
Net cash used for capital and related financing activities	<u>(336,715)</u>
Cash flows from investing activities:	
Interest income	<u>3,417,257</u>
Net cash provided by investing activities	<u>3,417,257</u>
Net increase in cash and cash equivalents	14,316,273
Cash and cash equivalents at July 1, 2023	<u>43,874,334</u>
Cash and cash equivalents at June 30, 2024	<u>\$ 58,190,607</u>

See accompanying notes to financial statements.

Continued.

RHODE ISLAND LOTTERY

Statement of Cash Flows (Continued)

Year Ended June 30, 2024

Reconciliation of operating income to net cash provided by operating activities:	
Operating income	\$ 421,446,061
Adjustments to reconcile operating income to net cash provided by (used for) operating activities:	
Depreciation and amortization	435,443
Miscellaneous receipts classified as operating activities	26,728
Rental income and other receipts	2,300,774
(Increase) decrease in assets and deferred outflows of resources:	
Accounts receivable	(6,589,947)
Lease receivable	91,362
Inventory	3,151
Deposits with MUSL	(857)
Prepaid expense	(3,664)
Deferred outflows of resources - pension	261,180
Deferred outflows of resources - OPEB	232,422
Increase (decrease) in liabilities and deferred inflows of resources:	
Due from State's General Fund - operating expenses	(21,349)
Obligation for unpaid prize awards	2,171,600
Accounts payable	4,489,558
Accrued expenses and other	465,407
Unearned contract revenue	12,825,000
Advances for future drawings and events	(145,903)
Net pension liability	(927,650)
Net OPEB liability	(666,428)
Deferred inflows of resources - pension	198,818
Deferred inflows of resources - OPEB	130,392
Deferred inflows of resources - leases	(91,362)
Total adjustments	<u>15,184,675</u>
Net cash provided by operating activities	<u>\$ 436,630,736</u>

See accompanying notes to financial statements.

RHODE ISLAND LOTTERY

Notes to Financial Statements
Year Ended June 30, 2024

(1) Organization

The Lottery was created in 1974 under the General Laws of the State of Rhode Island (General Laws) to establish and operate lottery games for the purpose of generating resources for the State's General Fund. The Lottery is a division of the Department of Revenue of the State of Rhode Island (the State).

The Lottery offers the following games to the public:

(A) On-line (lottery drawing) games that include:

- i) Traditional in-state drawing games including Daily Numbers – Midday and Evening, Keno, Bingo, and Wild Money. The drawings for these games are administered by the Rhode Island Lottery and offer patrons set prize amounts or smaller progressive jackpots. Keno and Bingo are considered monitor games where drawings are held every 4 and 8 minutes, respectively, on “monitors” in sales locations across the State.
- ii) Multi-state games, which include Powerball[®] and Mega Millions[®], are operated in accordance with rules and agreements established by the Multi-State Lottery Association (MUSL). These games offer jackpot prize awards to patrons in participating states. Specific details regarding the operations of these games are as follows:

(a) *Powerball[®]*

Powerball[®] is a Multi-State Lottery Association game offered in forty-five states (including Rhode Island), plus the District of Columbia, Puerto Rico, and U.S. Virgin Islands. The Lottery sells Powerball[®] tickets, collects all revenues, and remits prize funds to MUSL net of low-tier prize awards. Grand prizes shall be paid, at the election of the player made no later than sixty (60) days after the player becomes entitled to the prize, with either a per-winner annuity or lump-sum cash distribution. If the payment election is not made at the time of purchase and is not made by the player within sixty (60) days after the player becomes entitled to the prize, then the prize shall be paid as an annuity prize. Annual installments are satisfied through investments purchased by MUSL. MUSL purchases U.S. government obligations, which are held in irrevocable trusts established by MUSL for the benefit of participating state lotteries. Accordingly, the Lottery does not record an obligation for jackpot awards which are payable in installments from funds provided by MUSL.

The prize pool for Powerball[®] is 50% of each drawing period's ticket sales. MUSL may place up to 5% of each drawing period's ticket sales for Powerball[®], included as part of each member's prize liability, in prize reserve funds. The prize reserve deduction begins at 2% when an annuity jackpot exceeds \$120 million and 4% when an annuity jackpot exceeds \$250 million. The maximum balance on the prize reserve funds for Powerball[®] is \$140 million. Once the prize reserve funds exceed this designated amount, the excess becomes part of the prize pool. The prize reserve funds serve as a contingency reserve to protect MUSL from unforeseen prize liabilities, and these reserve funds are to be used at the discretion of the MUSL Board of Directors. The prize reserve funds are refundable to MUSL members if MUSL disbands or if a member leaves MUSL. Members leaving MUSL must wait one year before receiving their remaining share, if any, of prize reserve funds.

RHODE ISLAND LOTTERY

Notes to Financial Statements

Year Ended June 30, 2024

(1) Organization - (Continued)

At any time that the Grand Prize Carry Forward Pool (GPCFP) is below forty-five million dollars (\$45,000,000) prior to a drawing, the GPCFP deduction from a Party Lottery's Grand Prize Pool (GPP) contribution for that drawing shall be equal to a maximum of four percent (4%) of a Party Lottery's sales when the annuity Grand Prize exceeds one hundred twenty million dollars (\$120,000,000). The GPCFP percentage shall be reduced by the percentage of sales being actually contributed to the Set-Aside Pool (SAP), Set Prize Reserve Account (SPRA), or the Prize Reserve Account (PRA). At any time that the GPCFP exceeds forty-five million dollars (\$45,000,000) prior to a drawing, there shall be no GPCFP deduction for that drawing.

At June 30, 2024, the prize reserve funds for the Powerball[®] game reported a balance of \$87.0 million of which the Lottery's share was \$.6 million. The Lottery records amounts, which are placed into the prize reserve funds, as prize awards expense when the related sales occur.

All investment earnings relating to the prize reserve funds are credited to an unreserved account for each member state. This account can be utilized to offset operating costs or for the promotion of any MUSL game as approved by the MUSL Board of Directors. The Lottery has recorded all income and operating expenses related to its unreserved account and has reported the balance of \$46,276 at June 30, 2024, on the Statement of Net Position as "Deposits with MUSL".

(b) *Mega Millions*[®]

MUSL participates as a member (or party) lottery of the Mega Millions[®] Product Group (a group of lotteries participating under an agreement between the Mega Millions[®] lotteries and MUSL to offer the Mega Millions[®] game within their state jurisdictions). Mega Millions[®] is offered in forty-five states, plus the District of Columbia, and the U.S. Virgin Islands. The Rhode Island Lottery participates as a member of MUSL, in the sale of tickets, payment of prizes, and associated activities related to the Mega Millions[®] lottery game. As such, the Lottery sells Mega Millions[®] tickets, collects all revenues, and remits prize funds to MUSL net of low-tier prizes. Grand prizes shall be paid, at the election of the player made no later than sixty (60) days after the player becomes entitled to the prize, with either a per-winner annuity or lump-sum cash distribution. If the payment election is not made at the time of purchase and is not made by the player within sixty (60) days after the player becomes entitled to the prize, then the prize shall be paid as an annuity prize. Annual installments are satisfied through investments purchased by MUSL. MUSL purchases U.S. government obligations, which are held in irrevocable trusts established by MUSL for the benefit of participating lotteries. Accordingly, the Lottery does not record an obligation for jackpot awards which are payable in installments from funds provided by MUSL.

The prize pool for Mega Millions[®] shall consist of up to 55% of each drawing period's ticket sales. An amount of up to 5% of each drawing period's ticket sales may be placed in one or more prize pool reserve accounts. The maximum prize reserve account is \$100 million. At June 30, 2024, the prize reserve account for the Mega Millions[®] game reported a balance of \$101.5 million of which the Lottery's share was \$.6 million. The Lottery records amounts, which are placed into the prize reserve funds, as prize awards expense when the related sales occur.

RHODE ISLAND LOTTERY

Notes to Financial Statements
Year Ended June 30, 2024

(1) Organization - (Continued)

iii) Lucky for Life[®], which is offered in twenty-two states and the District of Columbia, operates under an agreement between the six New England states (“New England Lotteries”) and seventeen other participating lotteries (collectively referred to as the “Licensee Lotteries”) to offer the Lucky for Life[®] game with a top prize of \$1,000 per day for life. The Lottery sells Lucky for Life[®] tickets, collects all revenues, and pays prizes based on its share of total sales, as a party lottery operating the game. The party lotteries have entered into an agreement with MUSL to administer certain aspects of the game. MUSL communicates and collects the share of prize amounts owed by each party lottery. The top prize and second prize are paid in accordance with official game rules and are shared based on each state’s percentage of sales in proportion to the total top prize liability. Total low-tier prizes are shared based on a percentage of sales in proportion to the total low-tier prize liability.

Top Prize Settlement

All top prizes are funded through the purchase of insurance annuities with an alternative cash option. For the annuity option, top prizes are based on a \$365,000 deferred annuity paid annually based on the winner's natural life with a minimum payment period of 20 years. If there is more than one top prize winner, up to 14 winners, the annuitized prize will be split equally, including the number of top prize winners exercising the cash option, with a minimum value of \$500 per week to each winner exercising the annuity option.

For top prizes claimed in Rhode Island, the Lottery will utilize MUSL to purchase insurance annuities to satisfy the prize liability. The Lottery has adopted the following minimum qualification requirements for insurance companies providing insurance annuities for top prize winners:

- An AM Best rating of A or better;
- At least \$100 million in capital and surplus;
- At least \$1 billion in assets per the balance sheet of the company’s most recently audited financial statements prepared by an independent certified public accountant; and
- A National Association of Insurance Commissioners’ (NAIC) risk-based capital (RBC) rating of 200% or greater.

In the event of default on an insurance annuity for a Rhode Island winner, the Lottery may be contingently liable for any remaining prize amounts due the winner.

As an alternative to the annuitized payment option, the top prize winner may request the top prize cash option payment of \$5,750,000. If there is more than one top prize winner, the top prize cash option will be divided by the total number of prize winners, including top prize winners selecting the annuitized payment option.

If more than fourteen top prize winners, the top prize liability is capped at \$7,125,000 and shall be split equally among all top prize winners and paid in one lump sum cash payment, without an annuitized option. The minimum prize value for this category shall not be less than any lower tier prize paid in that respective drawing.

RHODE ISLAND LOTTERY

Notes to Financial Statements

Year Ended June 30, 2024

(1) Organization - (Continued)

Second Tier Prize Settlement

For up to 20 second prize winners, including those who exercise the cash option, the annuity payment option will be \$25,000 per year for life to second prize winners exercising the annuity option. For up to 20 second prize winners, including those who exercise the annuity option, the cash option will be set forth as published to each second prize winner exercising the cash option.

If more than 20 second prize winners, the second prize liability shall be capped at \$9,400,000 and shall be split equally among all second prize winners and paid in one lump sum cash payment, without an annuitized option. The minimum prize value for this category shall be not less than any lower tier prize paid in that respective drawing.

- (B) Instant (or scratch) ticket offerings sold through licensed lottery retailers include a wide array of themed games, card games, crosswords, and others, where patrons must match two or three of a kind, get like symbols or bonus features, or meet other game requirements to win the prize shown. During fiscal year 2024, the Lottery started offering winners of some top tier prizes the option of receiving an annuity or a lump sum cash payment option.
- (C) iLottery mobile and online offerings currently include eInstants and iKeno. Players create an eWallet account to fund their player accounts and play iLottery offerings within geographical boundaries of the State of Rhode Island.
- (D) Video lottery games are generally operated through 4,900 video lottery terminals (VLTs) at two licensed facilities, Bally's Twin River Lincoln Casino Resort and Bally's Tiverton Casino & Hotel. Video lottery offers various virtual and multi-layer display games, hosting a wide array of card and theme games to the public.
- (E) Table games are operated at Bally's Twin River Lincoln Casino Resort and Bally's Tiverton Casino & Hotel. Chapter 42-61.2 of the General Laws authorizes the State to operate casino gaming, and the Lottery to promulgate rules and regulations and set policy for table gaming. This chapter stipulates the allocation of net table game revenue. Consistent with the General Laws, net table game revenue is deposited in the State Lottery Fund for administrative purposes with commissions distributed to Bally's Twin River Lincoln Casino Resort, Bally's Tiverton Casino & Hotel, and the Towns of Lincoln and Tiverton with the balance remitted to the General Fund.
- (F) Sportsbook wagering is offered at in person retail sportsbooks located at both Bally's Twin River Lincoln Casino Resort and at Bally's Tiverton Casino & Hotel, and via mobile and online devices provided they wager within the State boundaries. The sportsbook offers multiple wagering opportunities for professional and college events (excluding the individual performance statistics of athletes in a collegiate sports or athletic event which is part of a collegiate tournament that takes place in Rhode Island; or in which any Rhode Island college team participates regardless of where the event takes place), Olympic or international sporting events, etc. in line with industry standards. Chapter 42-61.2 of the General Laws authorizes the State, through the Lottery, to implement, operate, conduct, and control sports wagering at the Twin River gaming facility and Twin River-Tiverton gaming facility. The State, through the Lottery, has full operational control, as defined by the statute.

RHODE ISLAND LOTTERY

Notes to Financial Statements
Year Ended June 30, 2024

(1) Organization - (Continued)

- (G) iGaming wagering commenced on March 1, 2024. Chapter 42-61.2 of the General Laws authorizes the State, through the Lottery, to implement, operate, conduct, and control iGaming at Bally’s Twin River Lincoln Casino Resort and Bally’s Tiverton Casino & Hotel. iGaming offers players who are twenty-one (21) years or older, and wager within the State boundaries, the ability to play online slot machines (iSlots) and online live table games (iTables) via the use of the internet through either their computer or mobile device. As of June 30, 2024, 210 online slot games, and 6 live tables games were offered. Live table games consisted of Blackjack, Roulette, and Speed Baccarat.
- (H) Prize payout percentages and amounts required to be paid to the State’s General Fund as stipulated in the General Laws are summarized below for the various games operated by the Lottery.

Game	Prize Payout	Mandated Payments to the State
Daily Numbers Instant Tickets eInstants Powerball® Mega Millions® Wild Money Lucky for Life® Bingo	Not less than 45% or more than 71% of sales	Payments to the General Fund – net of prizes, commissions, administrative and operating expenses.
Keno and iKeno	Not less than 45% or more than 72% of sales	Payments to the General Fund – net of prizes, commissions, administrative and operating expenses.
Video Lottery	Prize payout not established by law	Payments to the General Fund - net terminal income (video lottery credits purchased less credits redeemed or redeemable, including prize contributions to multi-state video lottery progressive jackpots) minus commission payments and incentive program reimbursements.
Table Games and Stadium Gaming	Prize payout not established by law	Payments to the General Fund - net table game revenue minus commission payments and table game administrative and operating expenses.
Sportsbook	Prize payout not established by law	Payments to the General Fund – book revenue (accrual write less accrual payout) minus commission payments net of statutory host Town fees and approved marketing expenses.
iGaming	Prize payout not established by law	Payments to the General Fund - net iGaming revenue (wagers less prizes) minus commission payments and iGaming administrative and operating expenses.

(2) Summary of Significant Accounting Policies

(a) *Basis of Accounting*

The financial records of the Lottery, an enterprise fund, are accounted for using the economic resources measurement focus and are maintained on the accrual basis of accounting. Under the accrual basis of accounting, revenues are recognized when earned and expenses are recognized at the time the related liabilities are incurred. The Governmental Accounting Standards Board (GASB) has the responsibility for establishing generally accepted accounting principles for governmental proprietary fund type activities.

RHODE ISLAND LOTTERY

Notes to Financial Statements
Year Ended June 30, 2024

(2) Summary of Significant Accounting Policies – (Continued)

(b) *Reporting Entity*

The Lottery, a division of the Department of Revenue of the State of Rhode Island (State), is accounted for as an enterprise fund for financial reporting purposes.

Accordingly, its annual financial statements are included in the State's Annual Comprehensive Financial Report (ACFR). The accompanying financial statements are not intended to present the financial position and results of operations of the State.

(c) *Revenues and Expenses*

The Lottery defines all revenues and expenses deriving from on-line, including mobile and computer, instant ticket, video lottery, table games, sports betting, and iGaming, including mobile and computer, as operating revenue. The Lottery accrues for the maximum prizes payable. Prize obligations, other than those relating to prizes payable in installments, that remain unclaimed one year after the drawing date are reported as a reduction to cost of sales.

Revenue from the sale of lottery tickets, video lottery, table games, sports betting, and iGaming and related expenses for prizes and commissions, are recognized as follows:

1. On-line lottery games with specific drawing dates - when the related drawings are held. For Mega Millions[®] and Powerball[®], prize awards expense is recorded equal to the required contributions to the jackpot pool and low-tier prizes won. For the Lucky for Life[®] game, prize awards expense is recorded equal to the estimated cost of actual prizes won. Prize awards expense is subsequently adjusted based on the Lottery's share of purchased annuities for the top prize.
2. Traditional instant ticket lottery games - when ticket packets are charged to retailers. Prize expense is recognized in proportion to the number of tickets sold based on the stated prize structure for a specific traditional instant ticket game.
3. iLottery games are recognized at the time the specific games are played, and prize expense when the specific games are won.
4. Video lottery games - are reported on a net basis. Gross revenue is recognized when game credits are purchased via cash or credit redemption at the terminal (gross terminal inputs). Related prizes are recognized when game credits are issued by a video lottery terminal making them redeemable as credits in another video terminal or for cash by a patron (gross terminal outputs).

RHODE ISLAND LOTTERY

Notes to Financial Statements
Year Ended June 30, 2024

(2) Summary of Significant Accounting Policies – (Continued)

The gross video lottery terminal inputs and outputs for fiscal 2024 and reported video lottery net revenue are detailed in the following schedule:

Schedule of Video Lottery Net Revenue For the Fiscal Year Ended June 30, 2024	
Video Terminal Cash-In (Gross Terminal Inputs):	
Cash collected from video lottery terminals	\$ 1,751,936,309
Plus: Credit vouchers redeemed for play in video lottery terminals	<u>2,485,369,389</u>
Total cash in reported by video lottery terminals	4,237,305,698
Less:	
Video Terminal Cash-out (Gross Terminal Outputs):	
Video lottery credit vouchers (redemptions) issued by video lottery terminals	<u>3,714,784,333</u>
Total cash-out amounts reported by video lottery terminals	<u>3,714,784,333</u>
Video lottery revenue, net	<u>\$ 522,521,365</u>

5. Table games, with the exception of poker, are reported on a net table game (win) basis from Bally's Twin River Lincoln Casino Resort and Bally's Tiverton Casino & Hotel facilities. Net table game revenue, calculated daily at each table, is cash in the drop box, plus front money (patron funds left on deposit with the facility that are drawn for chips at a table), plus markers (credit extended at a table to patrons in exchange for chips), less fills, plus credits, less beginning chip inventory, plus ending chip inventory, plus one-half of match play and free bet coupons redeemed. Poker games revenue is reported on a gross fee basis, referred to as poker rake, from Bally's Twin River Lincoln Casino Resort facility. Poker rake calculated daily at each table is based upon a percentage of each poker pot or a direct fee charged to each player in proportion to the time spent playing at the poker table.
6. Hybrid stadium gaming is reported on a net table game (win) basis from the facilities. Net table game revenue, calculated daily at each table, is tickets in, plus cash in, less tickets issued, and less token (dealer gratuities).

RHODE ISLAND LOTTERY

Notes to Financial Statements
Year Ended June 30, 2024

(2) Summary of Significant Accounting Policies – (Continued)

The State, through the Lottery, has operational control and regulating authority to collect casino gaming gross receipts, allocate receipts according to statute, define and limit the rules of play and odds of authorized games including minimum and maximum wagers and payouts for each game. Amounts required by statute to be paid to the two state gaming facilities are reported as commissions. The statute further stipulates that the Lottery establish rules and regulations and set policy for table games. These policies and regulations (promulgated in accordance with the Lottery's established minimum control standards and federal and State statute) stipulate that the table games retailers (Bally's Twin River Lincoln Casino Resort and Bally's Tiverton Casino & Hotel) be responsible for obtaining approved equipment (tables, dice, cards, etc.) and bearing all risk for the management, security, and monitoring of authorized table games. The retailers are also responsible for marketing table games and all related expenses. The Lottery incurs operating and administrative costs relating to the oversight and regulation of casino operations which are netted against the State's statutory share of net table game revenue prior to transferring the balance to the State's General Fund.

7. Sports betting is reported on an accrual book revenue basis as of the completion of each sporting event. Book revenue is derived by event by calculating accrual write minus accrual payout. The State, through the Lottery, has authority to implement, operate, conduct, and control sports wagering at the State's two licensed facilities. The statute further stipulates the Lottery Director promulgates rules and regulations related to sports wagering and sets policy including approving standards, rules and regulations to govern the conduct of sports wagering and the associated sports wagering system. Amounts required by statute to be paid to the facilities and the system operator, after deducting statutory payments to host Towns and agreed upon marketing expenses, are reported as commissions. Allocation of book revenue from sports wagering after payments to host Towns and approved marketing expenses, are at statutory percentages.
8. iGaming is reported on an accrual revenue basis. The State, through the Lottery, has authority to implement, operate, conduct, and control iGaming at the State's two licensed facilities. Amounts required by statute to be paid to the iGaming platform provider, iGaming game provider, and to host Towns, after deducting agreed upon marketing expenses, are reported as commissions. Allocation of commission payments are at statutory percentages. The Lottery incurs operating and administrative costs relating to the oversight and regulation of iGaming operations which are netted against the State's statutory share of iGaming revenue prior to transferring the balance to the State's General Fund.

All expenses directly attributable to providing or promoting lottery games to the public are considered costs of gaming operations and are reported as such on the Lottery's Statement of Revenue, Expenses, and Changes in Net Position. These expenses predominantly include commissions to lottery retailers, gaming facilities, video lottery terminal providers, gaming system operators, and the towns that host the Lottery's gaming facilities, in addition to advertising, marketing and promotional expenses.

Other expenses directly attributable to the Lottery's support and oversight of gaming activities are reported as operating expenses. Operating expenses mostly consist of personnel costs, contract services, depreciation/amortization expenses, and other expenses associated with the maintenance of the Lottery's headquarters and internal computer network.

All other revenues and expenses are defined as non-operating. Non-operating revenues include income from pull tab tickets (the Lottery is not responsible for prizes won), rental income, refunds from the Multi-State Lottery Association, and penalties and fees incurred by Lottery retailers and/or other contractual obligations not relating to operating activities.

RHODE ISLAND LOTTERY

Notes to Financial Statements
Year Ended June 30, 2024

(2) *Summary of Significant Accounting Policies* – (Continued)

(d) *Capital Assets*

Capital assets are stated at historical cost. Depreciation is computed using the straight-line method based on the estimated useful lives of the assets. Asset and useful lives are as follows:

<u>Asset Category</u>	<u>Useful Life</u>	<u>Threshold</u>
Buildings	50 years	\$1,000,000
Building Improvements	20 years	\$1,000,000
Computer Equipment	5 years	\$5,000
Furniture and Equipment	5 years	\$5,000
Automobiles	5 years	\$5,000

In addition, the Lottery capitalizes certain intangible assets and amortizes those assets over their expected benefit period. The Lottery adheres to the State’s capitalization thresholds and estimated useful lives for capital asset categories.

(e) *Cash Equivalents*

Cash equivalents consist of highly liquid investments with a maturity date of three months or less at the time of purchase and are stated at cost plus accrued interest which approximates fair value.

(f) *Investments*

Investments are recorded at fair value except for certain money market investments that have a remaining maturity at the time of purchase of one year or less, which are recorded at a net asset value reflective of amortized cost which approximates fair value. Fair value is defined by GASB Statement No. 72, *Fair Value Measurement and Application*, as the price that would be received to sell an asset or paid to transfer a liability in an orderly transaction between market participants at the measurement date. This statement establishes a hierarchy of inputs to valuation techniques used to measure fair value. The hierarchy has three levels. Level 1 inputs are quoted prices in active markets for identical assets or liabilities. Level 2 inputs are inputs that are observable for the asset or liability, either directly or indirectly. Level 3 inputs are unobservable inputs, such as management’s assumptions.

(g) *Ticket Inventory*

Inventory consists of the cost of tickets for the instant games, which is expensed as a percentage of sales from instant ticket games.

RHODE ISLAND LOTTERY

Notes to Financial Statements
Year Ended June 30, 2024

(2) *Summary of Significant Accounting Policies* – (Continued)

(h) *Advances for Future Drawings/Events*

Tickets can be purchased in advance of scheduled drawing dates. Revenue from advance ticket sales is recognized during the period in which the related drawing is held. Sports wagers may be made in advance for future athletic events (futures) and revenue is recognized at the time the athletic event is completed.

(i) *Unearned Contract Revenue*

Unearned contract revenue relates to the sale of the exclusive rights to the operation of the Lottery's gaming systems. The contract required an upfront payment from its technology provider relating to the 20-year extension of its exclusive contract to operate the on-line (traditional lottery games) and video lottery gaming systems, as well as the rights to provide video lottery terminals (technology provider) through the formation of a VLT joint venture. The contract extension required two (2) upfront payments of \$13.5 million to the Lottery which were received in June 2023 and June 2024, respectively. These amounts will be recognized as revenue pro-rata over the 20-year contract extension period.

(j) *Incentive Programs – Video Lottery*

The Lottery reimburses the gaming facilities for the State's share (net terminal income percentage) of certain marketing and promotional expenses incurred by the facilities, in relation to video lottery games. Complete details of the Lottery's reimbursement are disclosed in Note 13, Commitments.

(k) *Compulsive and Problem Gambling Program*

Pursuant to RIGL section 42-61.2-14, the Lottery, in cooperation with Bally's Twin River Lincoln Casino Resort (Twin River) and Bally's Tiverton Casino & Hotel (Tiverton) shall offer compulsive and problem gambling programs that, include but are not limited to, the promotion and administration of (a) a problem gambling awareness programs for employees; (b) a player self-exclusion program; and (c) a problem gambling hotline. Twin River and Tiverton shall modify their existing compulsive and problem gambling programs to include table games, sports wagering, and iGaming to the extent such games are authorized at such facilities or through the internet or a mobile application. Twin River and Tiverton shall reimburse and pay to the Lottery no less than two hundred thousand dollars (\$200,000) in aggregate annually for compulsive and problem gambling programs established by the Lottery and no less than fifty thousand dollars (\$50,000) in the aggregate annually for education and prevention programs. The Lottery recognized program expenses totaling \$909,644 and related operating income in reimbursement from the gaming facility providers for fiscal year 2024. At June 30, 2024, a receivable from the gaming facility providers was recognized in the amount of \$315,703. During the fiscal year 2024, the Lottery established a memorandum of understanding with the Rhode Island Council on Problem Gambling (RICPG), whereas, the RICPG is to obtain funds, which the Lottery receives and administers pursuant to Section 14 of Chapter 61.2 of Title 42 of the General Laws of the State of Rhode Island, to use in carrying out RICPG's mission of providing education, training, and information on problem gambling.

RHODE ISLAND LOTTERY

Notes to Financial Statements
Year Ended June 30, 2024

(2) *Summary of Significant Accounting Policies* – (Continued)

A person who is prohibited from gaming in a gaming establishment due to the player self-exclusion program shall not collect any winnings or recover losses arising as a result of prohibited gaming activity by said person. Winnings from a self-excluded person, after the deduction of taxes and other applicable withholdings, shall be forfeited to the Lottery. The Lottery shall forward such forfeited winnings, up to one hundred fifty thousand dollars (\$150,000) per year, to the Rhode Island Council on Problem Gambling for its use for research, education, and prevention of teenage gambling addiction, with the balance to be transferred by the Lottery to the general fund. During fiscal year 2024, the Lottery received \$29,617 in winnings that were forfeited from self-excluded players, and subsequently transferred the funds to the RICPG.

(l) *Pensions*

For purposes of measuring the net pension liability, deferred outflows of resources and deferred inflows of resources related to pensions, and pension expense, information about the fiduciary net position of the Employees' Retirement System ("ERS") and the additions to/deductions from ERS' fiduciary net position have been determined on the same basis as they are reported by ERS. For this purpose, benefit payments (including refunds of employee contributions) are recognized when due and payable in accordance with the benefit terms. Investments are reported at fair value.

(m) *Postemployment Benefits Other Than Pensions (OPEB)*

For purposes of measuring the net OPEB liability, deferred outflows of resources and deferred inflows of resources related to OPEB, and OPEB expense, information about the fiduciary net position of the State Employees' and Electing Teachers OPEB System of the State of Rhode Island (the System) and additions to/deductions from the System's fiduciary net position have been determined on the same basis as they are reported by the System. For this purpose, the System recognizes benefit payments when due and payable in accordance with the benefit terms. Investments are reported at fair value, except for money market investments that have a maturity at the time of purchase of one year or less, which are reported at cost.

(n) *Use of Estimates*

The preparation of financial statements in conformity with generally accepted accounting principles requires management to make estimates and assumptions that affect the reported amounts of assets and liabilities and disclosure of contingent assets and liabilities at the date of the financial statements and the reported amounts of revenue and expenses during the reporting period. Actual amounts could differ from those amounts.

(o) *New Accounting Pronouncements*

The Lottery evaluates the impact of all new accounting pronouncements issued by the Governmental Accounting Standards Board (GASB). Effective for fiscal year 2024, GASB Statement No. 100, *Accounting Changes and Error Corrections*, was implemented by the Lottery. This statement had no impact on the Lottery's fiscal 2024 financial statements.

In subsequent years, the Lottery will consider the impact, if any, of GASB Statement No. 101, *Compensated Absences*, and GASB Statement No. 102, *Certain Risk Disclosures*. Lottery management has not yet determined the effect that these statements will have on the financial statements for future periods.

RHODE ISLAND LOTTERY

Notes to Financial Statements
Year Ended June 30, 2024

(3) *Deposits and Investment Risk*

(a) *Deposits*

The Lottery's cash deposit balances at June 30, 2024 totaled \$1,365,688, with corresponding bank balances totaling \$1,402,523. The bank balances consisted of \$1,287,481 in demand deposit accounts and \$115,042 in collateralized deposit investment accounts. At June 30, 2024, there was a cash and cash equivalent overdraft of \$32,735. This overdraft was due to a timing difference related to a short-term investment redemption.

All deposits were in the custody of the State General Treasurer. Deposits are exposed to custodial credit risk if they are not covered by depository insurance and the deposits are (a) uncollateralized, (b) collateralized with securities held by the pledging financial institution, or (c) collateralized with securities held by the pledging financial institution's trust department or agent but not in the Lottery's (or State's) name.

In accordance with Chapter 35-10.1 of the General Laws, depository institutions holding deposits of the State, its agencies or governmental subdivisions of the State, shall at a minimum, insure or pledge eligible collateral equal to one hundred percent of time deposits with maturities greater than 60 days. Any of these institutions which do not meet capital standards prescribed by federal regulators shall insure or pledge eligible collateral equal to 100% of deposits, regardless of maturity. None of the cash deposits of the Lottery were required to be collateralized at June 30, 2024 pursuant to Chapter 35-10.1 of the General Laws. However, the State Investment Commission has adopted a collateralization requirement for institutions holding the State's deposits. Financial institutions are required to pledge collateral equal to 102% of the uninsured deposit amounts. Of the total bank deposit balance of \$1,402,523 at year end, the entire amount was either covered by federal depository insurance or collateralized by securities held by an independent third-party custodian.

(b) *Investments - Fair Value Measurements*

All investments, principally cash equivalent type investments, are made by the State General Treasurer in accordance with guidelines established by the State Investment Commission (SIC), which is responsible for the investment of all State funds. Pursuant to Chapter 35-10 of the General Laws, the SIC may, in general, "invest in securities as would be acquired by prudent persons of discretion and intelligence in these matters who are seeking a reasonable income and the preservation of their capital."

The Lottery categorizes its fair value measurements within the fair value hierarchy established by generally accepted accounting principles. GASB Statement No. 72, *Fair Value Measurement and Application*, defines fair value as the price that would be received to sell an asset or paid to transfer a liability in an orderly transaction between market participants at the measurement date. The hierarchy is based on the valuation inputs used to measure the fair value of the assets. Level 1 inputs are quoted prices in active markets for identical assets; Level 2 inputs are significant other observable inputs; Level 3 inputs are significant unobservable inputs.

RHODE ISLAND LOTTERY

Notes to Financial Statements
Year Ended June 30, 2024

(3) Deposits and Investment Risk – (Continued)

At June 30, 2024, the Lottery had a single investment consisting of \$56,824,919 in the Ocean State Investment Pool Trust (OSIP), an investment pool established by the State General Treasurer. The Lottery's OSIP investment represented 4.0% of the total OSIP Pool Cash Portfolio at June 30, 2024 (net assets of the portfolio approximated \$1.4 billion at June 30, 2024). Agencies, authorities, commissions, boards, municipalities, political subdivisions, and other public units of the State may invest in OSIP. OSIP issues a publicly available financial report that can be obtained by writing to the Office of the General Treasurer, Finance Department, 50 Service Avenue - 2nd Floor, Warwick, RI 02886.

OSIP has met the criteria outlined in GASB Statement No. 79 – *Certain External Investment Pools and Pool Participants* to permit election to report its investments at amortized cost which approximates fair value. The OSIP is not rated and the weighted average maturity of investments held in the pool, by policy, is not to exceed 60 days. OSIP's investments are high quality and liquid and include U.S. government and government agency obligations, U.S. dollar-denominated money market securities of domestic and foreign issuers such as short-term certificates of deposits, commercial paper, corporate bonds and notes, time deposits, municipal securities, asset-backed securities, and repurchase agreements. OSIP transacts with its participants at a stable net asset value (NAV) per share. Investments reported at the NAV are not subject to the leveling categorization as described above. There are no participant withdrawal limitations.

Custodial Credit Risk: Investment securities are exposed to custodial risk if the securities are uninsured, are not registered in the name of the government and are held by either: a) the counterparty or b) the counterparty's trust department or agent but not in the government's name. Pursuant to guidelines established by the SIC, securities purchased, or underlying collateral, are required to be delivered to an independent third-party custodian.

Interest Rate Risk: Interest rate risk is the risk that changes in interest rates will adversely affect the fair value of an investment. Based on SIC policy, the State's short-term investment portfolio, whenever possible, will be structured to minimize interest rate risk, by matching the maturities of investments with the requirements for funds disbursement. The Lottery's investments are typically money market mutual funds or investments with maturities less than 30 days thereby minimizing the Lottery's exposure to interest rate risk.

Credit Risk: Credit risk is the risk that an issuer or other counterparty to an investment will not fulfill its obligations. The SIC has adopted policies regarding acceptable short-term investment types. Credit risk is mitigated by the SIC's minimum rating criteria policy, collateralization requirements, and limiting the maximum participation by any one issuer to 35% of the State's total short-term investment portfolio. Credit risk policies have been developed for investments in commercial paper.

Concentration of Credit Risk: The SIC has adopted limitations as to the maximum percentages of the State's total short-term investment portfolio that may be invested in a specific investment type or with any one issuer of securities.

Cash deposits, including interest-bearing investment deposit accounts	\$ 1,365,688
Investments classified as cash equivalents	<u>56,824,919</u>
Cash and cash equivalents	<u>\$ 58,190,607</u>

RHODE ISLAND LOTTERY

Notes to Financial Statements
Year Ended June 30, 2024

(4) Capital Assets

Lottery headquarters are situated on land owned by the State of Rhode Island. The State has assigned custody, control and supervision of the land to the Lottery at no cost. However, since title to such land remains vested in the State, it is not recorded in the statement of net position.

A summary of capital assets follows:

	<u>Estimated Useful Life</u>	<u>Balance at June 30, 2023</u>	<u>2024 Additions</u>	<u>2024 Disposals</u>	<u>Balance at June 30, 2024</u>
<u>Cost</u>					
Building	50	\$ 1,437,912			\$ 1,437,912
Building improvements	20	1,924,594	8,500		1,933,094
Ticket production equipment	5	8,105			8,105
Office equipment	5	40,001			40,001
Furniture and fixtures	5	88,778			88,778
Lottery drawing equipment	5	231,874			231,874
Automobiles	5	474,423			474,423
Computer equipment	5	143,314	21,507		164,821
Right-to-use asset-lease	4	1,268,131			1,268,131
Total		<u>\$ 5,617,132</u>	<u>\$ 30,007</u>	<u>\$ -</u>	<u>\$ 5,647,139</u>
<u>Less: Accumulated Depreciation and Amortization</u>					
Building		\$ 1,437,912	\$ -		\$ 1,437,912
Building improvements		1,891,825	6,901		1,898,726
Ticket production equipment		8,105	-		8,105
Office equipment		29,081	4,486		33,567
Furniture and fixtures		50,854	8,438		59,292
Lottery drawing equipment		162,071	46,451		208,522
Automobiles		370,523	34,427		404,950
Computer equipment		91,195	17,707		108,902
Right-to-use asset-lease		317,033	317,033		634,066
Total		<u>\$ 4,358,599</u>	<u>\$ 435,443</u>	<u>\$ -</u>	<u>\$ 4,794,042</u>
Capital assets, net		<u>\$ 1,258,533</u>	<u>\$ (405,436)</u>	<u>\$ -</u>	<u>\$ 853,097</u>

(5) Transfers to the State

(a) The Lottery is required to transfer net proceeds from the Lottery's games in accordance with RI General Laws sections 42-61-15 and 42-61.2-7. Transfers to the State's General Fund for fiscal 2024 are reported as follows in the Lottery's financial statements:

Due to State's General Fund, beginning of year	\$ 5,236,556
Transfers to State's General Fund	426,419,555
Cash paid during fiscal year	(425,427,740)
Due to State's General Fund, end of year	<u>\$ 6,228,371</u>

RHODE ISLAND LOTTERY

Notes to Financial Statements
Year Ended June 30, 2024

(5) Transfers to the State (Continued)

In accordance with the Rhode Island General Laws, the Lottery transfers net income to the State's General Fund based on the Lottery's actual pension and OPEB contributions (which are the actuarially determined contributions required by law) to the State's pension plan and OPEB plan. Pension and OPEB expense reported in the Lottery's financial statements in accordance with GASB Statement No. 68, *Accounting and Financial Reporting for Pensions* and GASB Statement No. 75, *Accounting and Financial Reporting for Postemployment Benefits Other Than Pensions*, is a different amount reflecting the change in the net pension and OPEB liabilities during the fiscal year. The table below details the amount transferred to the General Fund as required by RI General Laws:

<u>Description</u>	<u>Amount</u>
Income before Transfers	\$ 427,190,821
Add: Pension expense in accordance with GASB Statement No. 68	1,901,480
Less: Pension contributions made subsequent to measurement date	(2,369,132)
Add: OPEB expense in accordance with GASB Statement No. 75	68,924
Less: OPEB contributions made subsequent to measurement date	(372,538)
Transfers to State's General Fund	<u>\$ 426,419,555</u>

- (b) The Lottery also reimburses the State's General Fund for certain operating expenses associated with personnel costs, information technology resources, utilities, etc. As a result, amounts due from the General Fund at year-end for operating expenses totaled \$18,089.

RHODE ISLAND LOTTERY

Notes to Financial Statements
Year Ended June 30, 2024

(6) Commissions

The Lottery pays commissions to ticket retailers and its on-line games contractor based on a percentage of gross ticket sales. Video lottery commissions, as specified in the General Laws, are paid to the facility operators, technology providers (video lottery terminal providers), the central communications provider and others based on various percentages of net terminal income (video lottery credits purchased less credits redeemed or redeemable plus progressive jackpots). Table games commissions, as specified in the General Laws, are paid to Bally’s Twin River Lincoln Casino Resort, Bally’s Tiverton Casino & Hotel, and the Towns of Lincoln, RI and Tiverton, RI. Sportsbook commissions, as specified in the General Laws, are paid to the facility operators and the system operator after flat fees to the Town of Lincoln, RI and Tiverton, RI, and after approved marketing expenses. iGaming commissions, as specified in the General Laws, after the deduction of approved marketing expenses, are paid to the platform provider, game provider, and to the Towns of Lincoln, RI and Tiverton, RI.

The General Laws provide for reductions of certain video lottery commissions. The amount reduced is to be credited to the State’s Distressed Communities Relief Fund, which is part of the State’s General Fund. The Lottery has reflected the actual video commissions paid as an expense. The amount to be credited to the Distressed Communities Relief Fund is included in the payments to the State’s General Fund.

(7) Compensated Absences

The Lottery accrues an estimated liability for vested benefits relating to future compensated absences. This includes an expected obligation in connection with vacation credits, pay reduction credits, and accumulated vested sick pay for those employees eligible for retirement. The liability for compensated absences was approximately \$723,860 as of June 30, 2024 and is recorded as a liability in the Statement of Net Position. The current portion of \$353,713, as reported, was estimated based on a four-year average of employee utilization.

Changes in the reported liability for compensated absences for fiscal 2024 are as follows:

	Balance at July 1, 2023	Increase	Decrease	Balance at June 30, 2024
Liability for Compensated Absences	\$656,071	\$576,432	\$508,643	\$723,860

(8) Net Position - (Deficit)

Components of Unrestricted (Deficit):

- *Proportionate share of Net Pension Liability in accordance with GASB Statement No. 68, Accounting and Financial Reporting for Pensions* – the Lottery recognizes its proportionate share of the State’s net pension liability for the Pension Plan. The Lottery’s net pension liability at June 30, 2024 was \$17,761,691, which constitutes a significant portion of the unrestricted deficit reported on the Statement of Net Position at June 30, 2024. As required by RI General Laws, the Lottery’s transfer to the State’s General Fund is based on net income reflecting the actuarially determined employer contribution to the Employees’ Retirement System. Net income reported in the Lottery’s financial statements reflects the recognition of pension expense in accordance with generally accepted accounting principles.

RHODE ISLAND LOTTERY

Notes to Financial Statements
Year Ended June 30, 2024

(8) Net Position - (Deficit) – (Continued)

- *Proportionate share of Net OPEB Liability in accordance with GASB Statement No. 75, Accounting and Financial Reporting for Postemployment Benefits Other Than Pensions* – the Lottery recognizes its proportionate share of the State’s net OPEB liability for the OPEB Plan. The Lottery’s net OPEB liability at June 30, 2024 was \$1,911,167, which constitutes a portion of the unrestricted deficit reported on the Statement of Net Position at June 30, 2024. As required by RI General Laws, the Lottery’s transfer to the State’s General Fund is based on net income reflecting the actuarially determined employer contribution to the OPEB Plan. Net income reported in the Lottery’s financial statements reflects the recognition of OPEB expense in accordance with generally accepted accounting principles.

Net investment in capital assets:

- The Lottery’s net position (deficit) at June 30, 2024 also includes its net investment in capital assets. The Lottery’s net investment in capital assets is inclusive of right-to-use-assets from leases net of the related lease liability totaled \$192,133.

(9) Retirement Plans

Plan description - Employees of the Lottery participate in a cost-sharing multiple-employer defined benefit pension plan – the Employees’ Retirement System Plan - administered by the Employees’ Retirement System of the State of Rhode Island (the “System”). Under a cost sharing plan, pension obligations for employees of all employers are pooled and plan assets are available to pay the benefits of the employees of any participating employer providing pension benefits through the plan, regardless of the status of the employers’ payment of its pension obligation to the plan. The plan provides retirement and disability benefits and death benefits to plan members and beneficiaries.

The System issues a publicly available financial report that includes financial statements and required supplementary information for the plans. The report may be obtained at <https://www.ersri.org/publications/annual-reports>.

Benefit provisions - The level of benefits provided to participants is established by Chapter 36-10 of the General Laws, which is subject to amendment by the General Assembly. Member benefit provisions vary based on service credits accumulated at dates specified in various amendments to the General Laws outlining minimum retirement age, benefit accrual rates and maximum benefit provisions. In general, members accumulate service credits for each year of service subject to maximum benefit accruals of 80% or 75%. For those hired after June 30, 2012, the benefit accrual rate is 1% per year with a maximum benefit accrual of 40%. For members retiring after July 1, 2024, retiree benefit amounts are based on the average highest three consecutive years of compensation. Members eligible to retire at September 30, 2009 may retire with 10 years of service at age 60 or after 28 years of service at any age. The retirement eligibility age increases proportionately for other members reflecting years of service and other factors until it aligns with the Social Security Normal Retirement Age, which applies to any member with less than 5 years of service as of July 1, 2012. Members are vested after 5 years of service.

RHODE ISLAND LOTTERY

Notes to Financial Statements

Year Ended June 30, 2024

(9) *Retirement Plans*- (Continued)

The plan provides for survivor's benefits for service-connected death and certain lump sum death benefits. Joint and survivor benefit provision options are available to members.

Cost of living adjustments are provided to retirees based on statutory provisions (Section 36-10-35 of the Rhode Island General Laws). For members and/or beneficiaries of members who retired on or before June 30, 2012, cost of living adjustments are computed annually. For members retiring on or after July 1, 2012, twenty-five percent (or 1/4th) of the cost of living adjustment is computed annually until the plan reaches a 75% funded status. The full benefit adjustment is reinstated for all members upon the plan reaching the 75% funded status.

The plan also provides nonservice-connected disability benefits after five years of service, and service-connected disability benefits with no minimum service requirement.

Contributions – The funding policy, as set forth in the General Laws, Section 36-10-2, provides for actuarially determined periodic contributions to the plan. For fiscal 2024, Lottery employees, with less than 20 years of service as of 7/1/2012, were required to contribute 3.75% of their annual covered salary. Employees with more than 20 years of service as of 7/1/2012 were required to contribute 11% of their annual covered salary. The Lottery is required to contribute at an actuarially determined rate; the rate was 28.97% of annual covered payroll for the fiscal year ended June 30, 2024. The Lottery contributed \$2,369,132, \$2,098,514 and \$2,066,286 for the fiscal years ended June 30, 2024, 2023, and 2022, respectively, equal to 100% of the required contributions for each year.

Pension Liabilities, Pension Expense, and Deferred Outflows of Resources and Deferred Inflows of Resources Related to Pensions

At June 30, 2024, the Lottery reported a liability of \$17,761,691 for its proportionate share of the net pension liability related to its participation in ERS. The net pension liability was measured as of June 30, 2023, the measurement date, and the total pension liability used to calculate the net pension liability was determined by an actuarial valuation as of June 30, 2022, rolled forward to the June 30, 2023 measurement date. The Lottery's proportion of the net pension liability was based on its share of contributions to the ERS for fiscal year 2023 relative to the total contributions of all participating employers for that fiscal year. At the June 30, 2023 measurement date, the Lottery's proportion was 0.92245521%.

For the year ended June 30, 2024, the Lottery recognized pension expense of \$1,901,480. At June 30, 2024, the Lottery reported deferred outflows of resources and deferred inflows of resources related to pensions from the following sources:

RHODE ISLAND LOTTERY

Notes to Financial Statements
Year Ended June 30, 2024

(9) Retirement Plans - (Continued)

Deferred Outflows of Resources

Changes in assumptions	\$	-
Difference between expected and actual experience		424,325
Changes in proportion and differences between employer contributions and proportionate share of contributions		284,432
Contributions subsequent to measurement date		<u>2,369,132</u>
Total Deferred Outflows of Resources	\$	<u>3,077,889</u>

Deferred Inflows of Resources

Difference between expected and actual experience	\$	5,236
Changes in assumptions		122,781
Net difference between projected and actual investment earnings		145,156
Changes in proportion and differences between employer contributions and proportionate share of contributions		<u>582,911</u>
Total Deferred Inflows of Resources	\$	<u>856,084</u>

Contributions of \$2,369,132 are reported as deferred outflows of resources related to pensions resulting from the Lottery's contributions in fiscal year 2024 subsequent to the measurement date and will be recognized as a reduction of the net pension liability determined in the subsequent period. Other amounts reported as deferred outflows of resources and deferred inflows of resources related to pensions will be recognized in pension expense as follows:

Year ended June 30:	Net Deferred Outflows (Inflows) of Resources:
2025	\$ (170,383)
2026	(431,195)
2027	501,804
2028	(47,553)
2029	-
Thereafter	<u>-</u>
	<u>\$ (147,327)</u>

RHODE ISLAND LOTTERY

Notes to Financial Statements
Year Ended June 30, 2024

(9) *Retirement Plans* - (Continued)

Actuarial Methods and Assumptions

The total pension liability was determined using the following actuarial methods and assumptions, applied to all periods included in the measurement:

Actuarial Cost Method	Entry Age Normal - Individual Entry Age Actuarial Cost Methodology
Amortization Method	Level Percent of Payroll - Closed
Inflation	2.50%
Salary Increases	3.25% to 6.25%
Investment Rate of Return	7.00%

Mortality – Variants of the PUB (10) Tables for Healthy and Disabled Retirees,
projected with Scale Ultimate MP16.

The actuarial assumptions used in the June 30, 2022 valuation rolled forward to June 30, 2023 and the calculation of the total pension liability at June 30, 2023 were based on the 2023 Actuarial Experience Investigation Study for the six-year period ended June 30, 2022 as approved by the System’s Board on May 17, 2023.

The long-term expected rate of return best-estimate on pension plan investments was determined by the actuary using a building-block method. The actuary started by calculating best-estimate future expected real rates of return (expected returns net of pension plan investment expense and inflation) for each major asset class, based on a collective summary of capital market expectations from 42 sources. The June 30, 2023 expected arithmetic returns over the long-term (20 years) by asset class are summarized in the following table:

RHODE ISLAND LOTTERY

Notes to Financial Statements
Year Ended June 30, 2024

(9) Retirement Plans - (Continued)

Asset Class	Long-Term Target Asset Allocation	Long-Term Expected Arithmetic Real Rate of Return
<i>GROWTH</i>		
Global Equity		
US Equity	25.10%	6.46%
International Developed Equity	10.70%	6.91%
Emerging Markets Equity	4.20%	8.92%
<i>Sub-total</i>	40.00%	
Private Growth		
Private Equity	12.50%	10.30%
Non-Core Real Estate	2.50%	5.01%
<i>Sub-total</i>	15.00%	
<i>INCOME</i>		
Equity Options	2.00%	6.20%
Liquid Credit	5.00%	4.56%
Private Credit	3.00%	4.56%
Collateralized Loan Obligations (CLO)	2.00%	4.56%
<i>Sub-total</i>	12.00%	
<i>STABILITY</i>		
Crisis Protection Class		
Treasury Duration	5.00%	0.76%
Systematic Trend	5.00%	4.07%
<i>Sub-total</i>	10.00%	
Inflation Protection		
Core Real Estate	4.00%	5.01%
Private Infrastructure	4.00%	5.91%
<i>Sub-total</i>	8.00%	
Volatility Protection		
IG Corp Credit	3.25%	2.46%
Securitized Credit	3.25%	2.46%
Absolute Return	6.50%	4.07%
Cash	2.00%	0.76%
<i>Sub-total</i>	15.00%	
Total	100.00%	

These return assumptions are then weighted by the target asset allocation percentage, factoring in correlation effects, to develop the overall long-term expected rate of return on an arithmetic basis.

RHODE ISLAND LOTTERY

Notes to Financial Statements

Year Ended June 30, 2024

(9) Retirement Plans - (Continued)

Discount rate

The discount rate used to measure the total pension liability was 7.0 percent. The projection of cash flows used to determine the discount rate assumed that contributions from plan members will be made at the current contribution rate and that contributions from the employers will be made at statutorily required rates, actuarially determined. Based on those assumptions, and the projection of cash flows as of each fiscal year ending, the pension plan's fiduciary net position and future contributions were projected to be available to make all projected future benefit payments of current plan members. Therefore, the long-term expected rate of return on pension plan investments was applied to all periods of projected benefit payments to determine the total pension liability.

Sensitivity of the net pension liability to changes in the discount rate

Net Pension Liability		
1% Decrease		1% Increase
<u>(6.0% Discount Rate)</u>	<u>(7.0% Discount Rate)</u>	<u>(8.0% Discount Rate)</u>
\$ 22,198,993	\$ 17,761,691	\$ 13,729,892

Pension Plan Fiduciary Net Position:

As noted earlier, ERS issues a publicly available financial report that includes financial statements and required supplementary information for the plans. The report may be obtained at <http://www.ersri.org>. The report contains detailed information about the pension plan's fiduciary net position.

Defined Contribution Plan:

Plan Description – Certain employees participating in the defined benefit plan (those with less than 20 years of service as of 7/1/2012), as described above, also participate in a defined contribution plan of the Employees' Retirement System as authorized by General Law Chapter 36-10.3. The defined contribution plan is established under IRS section 401(a) and is administered by TIAA-CREF. The Retirement Board is the plan administrator and plan trustee. The Employees may choose among various investment options available to plan participants. The State Investment Commission is responsible for implementing the investment policy of the plan and selecting the investment options available to members.

Plan contributions – Certain employees (those with less than 20 years of service as of 7/1/2012) contribute 5% of their annual covered salary and employers contribute at the following percentages of annual covered salary for these employees based on their years of service as of July 1, 2012:

<u>Years of Service</u>	<u>Employer</u>
<u>As of July 1, 2012</u>	<u>Contribution Rate</u>
15-20 Years	1.5%
10-15 Years	1.25%
0-10 Years	1.00%

RHODE ISLAND LOTTERY

Notes to Financial Statements
Year Ended June 30, 2024

(9) *Retirement Plans* - (Continued)

Employee contributions are immediately vested while employer contributions are vested after three years of contributory service. Contributions required under the plan by both the employee and employer are established by the General Laws of the State of Rhode Island, which are subject to amendment by the General Assembly.

The Lottery contributed and recognized as pension expense \$82,496 for the fiscal year ended June 30, 2024, equal to 100% of the required contributions for the fiscal year.

Plan vesting and contribution forfeiture provisions – The total amount contributed by the member, including associated investment gains and losses, shall immediately vest in the member’s account and is non-forfeitable. The total amount contributed by the employer, including associated investment gains and losses, vests with the member and is non-forfeitable upon completion of three (3) years of contributory service. Non-vested employer contributions are forfeited upon termination of employment. Such forfeitures can be used by employers to offset future remittances to the plan.

Retirement benefits – Benefits may be paid to a member after severance from employment, death, plan termination, or upon a deemed severance from employment for participants performing qualified military service. At a minimum, retirement benefits must begin no later than April 1 of the calendar year following the year in which the member attains age 70½ or terminates employment, if later.

The System issues a publicly available financial report that includes financial statements and required supplementary information for plans administered by the system. The report may be obtained at <http://www.ersri.org>.

Pension benefit changes subsequent to the 2023 measurement date - The State’s fiscal year 2025 Appropriation Act enacted the following ERS retirement benefit changes:

1. The Final Average Salary (FAS) Formula for ERS members changed from the average highest five consecutive years of compensation to the average highest three consecutive years of compensation for employees with retirement dates on or after July 1, 2024.
2. The full Cost of Living Adjustments (COLAs) for retired ERS members who retired on or before June 30, 2012 was provided rather than the 25% of the COLA calculation. Additionally, the minimum funded requirement for COLA restoration is reduced from 80% to 75%, effective July 1, 2024, for members retiring on or after July 1, 2012.

RHODE ISLAND LOTTERY

Notes to Financial Statements
Year Ended June 30, 2024

(10) *Postemployment Healthcare Plan*

Plan description - Employees of the Lottery participate in a cost-sharing multiple-employer defined benefit other post-employment benefits (OPEB) plan included within the Rhode Island State Employees' and Electing Teachers OPEB System (the "System"). The Lottery participates in the State Employees plan within the System.

Under a cost sharing plan, OPEB obligations for employees of all employers are pooled and plan assets are available to pay the benefits of the employees of any participating employer providing OPEB benefits through the plan, regardless of the status of the employers' payment of its OPEB obligation to the plan. The plan provides health care benefits to plan members.

The System is administered by the OPEB Board and was authorized, created, and established under Chapter 36-12.1 of the RI General Laws. The Board was established under Chapter 36-12.1 as an independent board to hold and administer, in trust, the funds of the OPEB system. The four members of the OPEB Board are: the State Controller, the State Budget Officer, the State Personnel Administrator and the General Treasurer, or their designees.

The System issues a publicly available financial report that includes financial statements and required supplementary information for the plans. The report may be obtained at <http://www.oag.ri.gov/reports.html>.

Membership and Benefit provisions – The plans within the System generally provide healthcare coverage to pre-Medicare eligible retirees and health reimbursement account contributions or Medicare supplement coverage for members who are Medicare eligible. Members may purchase coverage for spouses and dependents. Dental and vision coverage may be purchased by these groups with no state subsidy.

Members of the System must meet the eligibility and services requirements set forth in the RI General Laws or other governing documents. RIGL Sections 16-17.1-1 and 2, 36-10-2, 36-12.1, 36-12-2.2 and 36-12-4 govern the provisions of the System, and they may be amended in the future by action of the General Assembly.

Contributions – The funding policy, as set forth in the General Laws and which may be amended at any time, provides for actuarially determined periodic contributions to the plans. The Lottery is required to contribute at an actuarially determined rate; the rate was 4.52% of annual covered payroll for the fiscal year ended June 30, 2024. The Lottery contributed \$372,538, \$335,709 and \$389,988 for the fiscal years ended June 30, 2024, 2023 and 2022, respectively, equal to 100% of the required contributions for each year.

Active employees do not make contributions to the plan. Retired member contributions consist of the required retiree share of coverage based on the time of retirement and years of service.

OPEB Liabilities, OPEB Expense, and Deferred Outflows of Resources and Deferred Inflows of Resources Related to OPEB

At June 30, 2024, the Lottery reported a liability of \$1,911,167 for its proportionate share of the net OPEB liability related to its participation in the System. The net OPEB liability was measured as of June 30, 2023, the measurement date, and the total OPEB liability used to calculate the net OPEB liability was determined by an actuarial valuation as of June 30, 2022 rolled forward to the June 30, 2023 measurement date. The Lottery's proportion of the net OPEB liability was based on its share of contributions to the System for fiscal year 2023 relative to the total contributions of all participating employers for that fiscal year. At the June 30, 2023 measurement date, the Lottery's proportion was .91809123%.

RHODE ISLAND LOTTERY

Notes to Financial Statements

Year Ended June 30, 2024

(10) *Postemployment Healthcare Plan*- (Continued)

For the year ended June 30, 2024, the Lottery recognized OPEB expense of \$68,924. At June 30, 2024, the Lottery reported deferred outflows of resources and deferred inflows of resources related to OPEB from the following sources:

Deferred Outflows of Resources

Changes in assumptions	\$	16,472
Difference between expected and actual experience		19,512
Changes in proportion and differences between employer contributions and proportionate share of contributions		396,437
Contributions subsequent to measurement date		<u>372,538</u>
Total Deferred Outflows of Resources	\$	<u>804,959</u>

Deferred Inflows of Resources

Changes in assumptions	\$	287,989
Difference between expected and actual experience		742,171
Changes in proportion and differences between employer contributions and proportionate share of contributions		130,053
Net difference between projected and actual investment earnings		<u>58,986</u>
Total Deferred Inflows of Resources	\$	<u>1,219,199</u>

Contributions of \$372,538 are reported as deferred outflows of resources related to OPEB expense resulting from the Lottery's contributions in fiscal year 2024 subsequent to the measurement date and will be recognized as a reduction of the net OPEB liability in the subsequent period. Other amounts reported as deferred outflows of resources and deferred inflows of resources related to OPEB will be recognized in OPEB expense as follows:

RHODE ISLAND LOTTERY

Notes to Financial Statements
Year Ended June 30, 2024

(10) Postemployment Healthcare Plan- (Continued)

<u>Year ended June 30:</u>	<u>Net Deferred Outflows (Inflows) of Resources:</u>
2025	\$ (173,655)
2026	(167,280)
2027	(96,366)
2028	(203,367)
2029	(78,138)
Thereafter	<u>(67,972)</u>
	<u><u>\$ (786,778)</u></u>

Actuarial Methods and Assumptions

The actuarial assumptions used in the June 30 2022 valuation and the calculation of total OPEB liability at the June 30, 2023 measurement date were consistent with the Actuarial Experience Review performed as of June 30, 2017. Most of the demographic assumptions are based on the 2020 Experience Study of the Employees' Retirement System of Rhode Island. The total OPEB liability was determined using the following significant actuarial methods and assumptions:

Actuarial Cost Method	Entry Age Normal - Individual Entry Age Actuarial Cost Methodology is used
Amortization Method	Level Percent of Payroll - Closed
Inflation	2.50%
Salary Increases	3.25% to 6.25%
Investment Rate of Return	5.00%
Health Care Cost Trend Rate	6.25% to 7.25% in fiscal 2023 decreasing annually to 3.5% in fiscal year 2033 and later

Mortality rates for male plan members were based on the PUB-10 Median Table for General Healthy Retiree Males, loaded by 115%, projected with Scale Ultimate MP16. Mortality rates for female plan members were based on the PUB-10 Median Table for General Healthy Retiree Females, loaded by 111%, projected with Scale Ultimate MP16.

The long-term expected rate of return best-estimate on OPEB plan investments was determined by the actuary using a building-block method. The actuary started by calculating best-estimate future expected real rates of return (expected returns net of OPEB plan investment expense and inflation) for each major asset class, based on a collective summary of capital market expectations from 42 nationally recognized investment consulting firms (27 of which provided long-term assumptions). The June 30, 2023 expected arithmetic returns over the long-term (20 years) by asset class are summarized in the following table:

RHODE ISLAND LOTTERY

Notes to Financial Statements

Year Ended June 30, 2024

(10) Postemployment Healthcare Plan- (Continued)

<u>Asset Class</u>	<u>Target Asset Allocation</u>	<u>Long-Term Expected Arithmetic Real Rate of Return</u>
<i>Growth</i>		
Global Equity/Public Growth	40.0%	6.84%
Private Growth	5.0%	9.24%
<i>Income</i>		
Equity Options	4.0%	6.20%
Liquid Credit	4.0%	4.56%
Emerging Market Debt	4.0%	4.53%
Collateralized Loan Obligations	4.0%	4.56%
Private Credit	5.0%	4.56%
<i>Stability</i>		
Inflation Protection		
Core Real Estate	4.0%	5.01%
Private Real Assets	4.0%	5.91%
Volatility Protection		
U. S. Aggregate Bond	26.0%	1.78%
	<u>100.0%</u>	

These return assumptions are then weighted by the target asset allocation percentage, factoring in correlation effects, to develop the overall long-term expected rate of return best-estimate on an arithmetic basis.

Discount rate

The discount rate used to measure the total OPEB liability was 5 percent. The projection of cash flows used to determine the discount rate assumed that contributions from plan members, if any, will be made at the current contribution rate and that contributions from the employers will be made at statutorily required rates, actuarially determined. Based on those assumptions and the projection of cash flows as of each fiscal year ending, the OPEB plan’s fiduciary net position was projected to be available to make all projected future benefit payments of current plan members. Therefore, the long-term expected rate of return on OPEB plan investments was applied to all periods of projected benefit payments to determine the total OPEB liability.

RHODE ISLAND LOTTERY

Notes to Financial Statements
Year Ended June 30, 2024

(10) Postemployment Healthcare Plan- (Continued)

Sensitivity of the net OPEB liability to changes in the discount rate

The following presents the net OPEB liability calculated using the discount rate of 5 percent as well as what the net OPEB liability would be if it were calculated using a discount rate that is 1-percentage-point lower or 1-percentage-point higher than the current rate.

Net OPEB Liability		
Discount Rate Sensitivity		
1% Decrease		1% Increase
(4.0% Discount Rate)	(5.0% Discount Rate)	(6.0% Discount Rate)
\$ 2,625,832	\$ 1,911,167	\$ 1,318,619

Sensitivity of the net OPEB liability to changes in the healthcare cost trend rate

The following table presents the net OPEB liability calculated using the healthcare cost trend rate baseline (defined in the actuarial assumptions table above), as well as what the employers’ net OPEB liability would be if it were calculated using a trend rate that is 1-percentage point lower or 1-percentage point higher than the current rate.

Net OPEB Liability		
Health Care Trend Rate Sensitivity		
1% Lower	Baseline	1% Higher
\$ 1,119,110	\$ 1,911,167	\$ 2,909,466

OPEB Plan Fiduciary Net Position:

The System issues a publicly available financial report that includes financial statements and required supplementary information for the plans. The report may be obtained at <http://www.oag.ri.gov/reports.html>. The report contains detailed information about the OPEB plan’s fiduciary net position.

(11) Deferred Compensation

Employees of the Lottery may participate in a deferred compensation plan offered by the State. Required disclosures are reported in the State’s Annual Comprehensive Financial Report (ACFR).

RHODE ISLAND LOTTERY

Notes to Financial Statements
Year Ended June 30, 2024

(12) Leases

The Lottery leases outdoor advertising structures for display of advertising copy at certain locations throughout the State of Rhode Island under a long-term, non-cancelable lease agreement. The lease commenced on June 17, 2023 and expires on June 30, 2026. The lease requires monthly payments, and the first annual payment was approximately \$330,000 with annual incremental increases. The lease does not require the Lottery to guarantee any residual values. At June 30, 2024, the Lottery reported a right to use asset (net of accumulated amortization) of \$634,065, and conversely a lease liability of \$660,964 relating to this lease. Amortization expense of \$317,033 was incurred regarding this lease for fiscal year 2024. The Lottery did not recognize any variable lease payments regarding this lease during the year.

Total future minimum lease payments are as follows:

Year ended June 30:	Principal Payments	Interest Payments	Total
2024	\$ 323,715	\$ 16,713	\$ 340,428
2025	337,249	5,266	342,515
2026	-	-	-
	\$ 660,964	\$ 21,979	\$ 682,943

	Balance at July 1, 2023	Increase	Decrease	Balance at June 30, 2024
Lease Liability	\$967,672	\$-	\$306,708	\$660,964

Total net right-to-use asset at June 20, 2024:

Outdoor advertising structures	\$	1,268,131
Less: accumulated amortization		(634,066)
	\$	634,065

See Note 4 for details of the right-to-use assets acquired through leases.

The Lottery, acting as lessor, leases office space at 1425 Pontiac Avenue, Cranston, RI under a long-term, non-cancelable lease agreement. The lease is for five (5) years, commencing on October 19, 2021 and expires on October 31, 2026, and by mutual agreement may be extended for two (2) five years periods, and one (1) additional four (4) year renewal period. The annual lease payments are approximately \$160,000 per year and is subject to a 2.5% increase per annum, including during the renewal period. During the year ended June 30, 2024, the Lottery recognized \$91,362 in lease revenue, and \$57,894 in lease interest revenue, pursuant to this agreement. In June 2023, the Lottery exercised, pursuant to the agreement, the right to assume a portion of the lease space, with the change taking effect on January 1, 2024, making the annual lease payments approximately \$137,000 with a 2.5% increase annum. The Lottery has recognized deferred inflows of resources of \$2,191,838 representing the present value of lease revenue that will be recognized over the remaining term of the agreement. The following future minimum lease payments schedule reflects this change:

RHODE ISLAND LOTTERY

Notes to Financial Statements
Year Ended June 30, 2024

(12) Leases - (Continued)

Total future minimum lease payments are as follows:

<u>Year ended June 30:</u>	<u>Total</u>	<u>Principal</u>	<u>Interest</u>
2024	\$ 139,381	\$ 83,621	\$ 55,760
2025	142,860	89,306	53,554
2026	146,423	95,222	51,201
2027	150,083	101,389	48,694
2028	153,835	107,809	46,026
Thereafter	<u>2,036,233</u>	<u>1,758,704</u>	<u>277,529</u>
	<u>\$ 2,768,815</u>	<u>\$ 2,236,051</u>	<u>\$ 532,764</u>

There are no residual value guarantees, termination penalties or variable payments in the lease agreement.

(13) Commitments

As a result of the June 2021 enactment of the Marc A. Crisafulli Economic Development Act (Crisafulli Act), the Lottery executed the Eighth Amendments to the Master Contracts with IGT Global Solutions (IGT) and the Rhode Island Affiliates of Bally's Corporation (Bally's) – Bally's Twin River Casino Resort and Bally's Tiverton Casino & Hotel. These amendments provide commitments throughout the life of the contract, which expires on June 30, 2043.

(a) Gaming Systems Provider – IGT Global Solutions (IGT)

Effective February 17, 2022, the Lottery entered into a contract amendment with IGT, extending the term of the Master Contract through June 30, 2043. In consideration for being the exclusive gaming system provider, except for online sports betting, IGT will pay to the Lottery \$27 million. In the event that the contract is terminated before its full term, a court may determine that the Lottery would need to refund some portion of the purchase price.

RHODE ISLAND LOTTERY

Notes to Financial Statements
Year Ended June 30, 2024

(13) *Commitments-* (Continued)

The contract mandates commission percentages as detailed in the following chart.

Commission Percentages	
On-Line and Instant Tickets	
Total Lottery Sales in the Year	Percent Thereof
\$0 - \$275 Million	5.00%
Over \$275 Million - \$400 Million	4.00%
Over \$400 Million	5.00%
Video Lottery Central System	
Total Net Terminal Income for the Year	Percent Thereof
\$0 - \$500 Million	2.50%
Over \$500 Million - \$1 Billion	1.00%
Over \$1 Billion	2.50%

(b) *Video Lottery Terminal Provider - IGT Global Solutions Corporation (IGT)*

IGT is also a provider of video lottery terminals and receives compensation equal to approximately 7% of net terminal income. The Master Contract (as amended) also includes provisions related to premium IGT video lottery terminals and responsibility for related license fees (IGT) as well as concurrence on agreement on the promotional points program with the casinos and the Lottery.

Pursuant to the Crisafulli Act, IGT, on January 1, 2023, executed an Assignment and Assumption Agreement to transfer its Video Lottery Terminal Technology Provider License Agreement to the VLT Joint Venture. The VLT Joint Venture is effective January 1, 2023 through June 30, 2043. The VLT Joint Venture, “Rhode Island VLT Company LLC”, is owned by IGT and the Affiliates of Bally’s but controlled by IGT or an Affiliate of IGT. The Rhode Island VLT Company LLC is the exclusive Technology Provider of VLTs, and is regulated by the Lottery as a Technology Provider.

(c) *Sportsbook – IGT Global Solutions Corporation (IGT)*

In August 2018, the Lottery executed a Sports Betting Agreement with IGT to provide a proprietary sports betting solution for all sports betting at the Bally’s Twin River Lincoln Casino Resort and the Bally’s Tiverton Casino & Hotel facilities. The initial term of the agreement was five years from the launch date (November 26, 2018), and upon mutual agreement of the parties, there are two successive five-year renewal options. IGT’s revenue share is allocated in accordance with R.I. Gen. Laws § 42-61.2-5. In the event of a loss of sports wagering revenue in a quarterly period, IGT will cover the State’s share of said loss interest free until a subsequent invoicing period is sufficient to cover said prior period loss.

During July 2019, the Lottery executed the first amendment to the Sports Betting Agreement, as amended, authorizing IGT to supply the equipment, software, and services for online sports wagering. This was in accordance with authorized online sports wagering legislation enacted in June 2019.

RHODE ISLAND LOTTERY

Notes to Financial Statements
Year Ended June 30, 2024

(13) Commitments- (Continued)

In April 2023, the Lottery executed the second amendment to the Sports Betting Agreement, changing the renewal options to three successive periods: a three-year extension period, a two-year extension period, and a five-year extension period. Via this second amendment, the agreement was extended through November 25, 2026. This agreement further required IGT to enhance the sports betting platform; namely, by reviewing quarterly competitor websites, performing platform refreshments, and increasing bank functionality. The agreement also required the installation and maintenance of player kiosks on premises and the provision of system and organization control attestation reports to the Lottery annually. The agreement also allows for certain third-party integrations into the sports betting platform, including live scoreboards, live feeds, and league and team logos, upon mutual agreement, with the costs for implementation shared between the Lottery and IGT. The second amendment also required IGT to pay thirty-two percent of provider service fees (specifically, debit fees, ACH transfer fees, and other payment processing fees) associated with on-line sports betting.

(d) Licensed Gaming Facilities (Bally’s Twin River Casino Resort and Bally’s Tiverton Casino and Hotel)

Each licensed facility operates under a Master Contract with the Lottery. Effective February 17, 2022, the Lottery entered into contract amendments with Bally’s Affiliate UTGR, Inc. and Bally’s Affiliate Twin River-Tiverton, LLC extending the respective terms through June 30, 2043. The contracts entitle the owners to compensation ranging from 26% to 28.85% of video lottery net terminal income at the respective facility. As of December 31, 2023, Bally's converted UTGR, Inc. to UTGR, LLC.

Pursuant to the Crisafulli Act, as of January 1, 2023, Bally’s or Affiliates of Bally’s is part of the VLT Joint Venture with IGT as the exclusive technology provider of video lottery terminals through June 30, 2043. The VLT Joint Venture, “Rhode Island VLT Company LLC”, is owned by IGT and the Affiliates of Bally’s but controlled by IGT or an Affiliate of IGT. The Rhode Island VLT Company LLC is the exclusive Technology Provider of VLTs, and is regulated by the Lottery as a Technology Provider.

The Master Contracts reflect the statutory authorization of a consolidated promotional points program at the licensed gaming facilities. For fiscal year 2024, allowable promotional points are 20% of prior year net terminal income plus \$1,500,000. In fiscal 2024, the combined promotional points authorized and issued were approximately \$100.5 million to facility patrons.

The Master Contract also reflects the statutory requirement that the Lottery reimburse the owner for certain allowable marketing expenses as follows:

<u>Marketing Expense Level</u>	<u>Lottery Reimbursement Percentage</u>
Bally’s Twin River Lincoln Casino Resort:	
\$1 up to \$4,000,000	0%
\$4,000,001 up to \$10,000,000	State Share of NTI
\$10,000,001 up to \$14,000,000	0%
\$14,000,001 up to \$17,000,000	State Share of NTI
Bally’s Tiverton Casino & Hotel:	
\$1 up to \$560,000	0%
\$560,001 up to \$1,400,000	State Share of NTI

RHODE ISLAND LOTTERY

Notes to Financial Statements
Year Ended June 30, 2024

(13) *Commitments*- (Continued)

The Lottery is required to reimburse the gaming facilities for allowable marketing expenses incurred at the same percentage as the Lottery's share of net terminal income for the fiscal year 2024 (60.78% for Bally's Twin River Lincoln Casino Resort and 60.26% for Bally's Tiverton Casino & Hotel). For fiscal year 2024, the Lottery accrued \$3,646,800 and \$506,184 in reimbursable marketing expenses for Bally's Twin River Lincoln Casino Resort and Bally's Tiverton Casino & Hotel, respectively.

Table games are operated at Bally's Twin River Lincoln Casino Resort and Bally's Tiverton Casino & Hotel. Commissions for both casino facilities and the respective host community were 83.5% and 1%. In June 2022, legislation was enacted, requiring a guaranteed minimum \$3 million payment to be made to the Towns of Lincoln and Tiverton, from net table games revenue and video lottery net terminal income, with any shortfall coming from the State's share of table games net revenue and video lottery net terminal income. In fiscal year 2024, there was a shortfall to the Town of Tiverton, therefore the State was required to make a payment of \$907,869 to bring the minimum required payment up to \$3 million.

Annual flat commissions, required to be paid to the Towns of Lincoln and Tiverton, are \$200,000/per town for sports betting operations.

In November 2018, the Lottery also entered into a Sports Wagering Hosting Agreement, as amended, with UTGR, Inc and Twin-River Tiverton, LLC to host in-person and on-line sports wagering. The agreement entitles the owners to compensation of 17% of sports wagering revenue generated at the facilities. The agreement can be extended for two five-year periods so long as there is a master video lottery terminal contract between the relevant parties.

(e) iGaming systems provider (Bally's and Affiliates of Bally's)

In June 2023, legislation was enacted for the Lottery to implement, operate, conduct, and control iGaming at Bally's Twin River Lincoln Casino Resort and Bally's Tiverton Casino & Hotel. Legislation required that the Lottery enter into a contract with the Affiliates of Bally's to be the exclusive iGaming platform vendor. On March 1, 2024, the Lottery entered into a contract with the subsidiary UTGR, LLC to be the iGaming Platform provider with a contract term ending on June 30, 2043. The contract obligates UTGR, LLC to: (a) regularly update and replace the server-based system for iGaming on schedules agreed by the Lottery, (b) fund the Lottery's responsible gambling programs, (c) provide the Lottery with reporting and player account management, provide funds management (including fraud and security controls), maintain all custodial accounts, pay for all digital transactions fees, incur all costs associated with the implementation of the system, provide a player call center, etc. The Lottery pays UTGR, LLC commissions at statutory rates for both iSlots and iTables.

RHODE ISLAND LOTTERY

Notes to Financial Statements
Year Ended June 30, 2024

(13) Commitments- (Continued)

The legislation further required the Lottery to enter into a contract with the Affiliates of Bally's to be the exclusive iGaming game provider. On March 1, 2024, the Lottery entered into a contract with UTGR, LLC to be the iGaming game provider with a contract term ending on June 30, 2043. The legislation also required the Affiliates of Bally's to enter into an assignment and assumption agreement between the Affiliates of Bally's (UTGR, LLC) and the iGaming Joint Venture. The iGaming Joint Venture (Bally's RI iCasino LLC) is the exclusive iGaming game provider. This joint venture is owned by the Affiliates of Bally's and IGT and controlled by Bally's. Under the terms of this contract, UTGR, LLC is to provide the platform with iSlots and iTables game offerings. This includes requirements for licensed games, a minimum number of game changes, as well as premium games starting in fiscal year 2025, and a 20% limitation on the number of proprietary iSlot games developed by Bally's or its Affiliates. The Lottery pays Bally's RI iCasino LLC commissions at statutory rates for both iSlots and iTables.

(14) Contingencies

- (a) The Lottery's master contracts with its video lottery facilities contain revenue protection provisions in the event that existing video lottery facilities incur revenue losses caused by new gaming ventures within the State.
- (b) The facilities continue to face increasing competition from surrounding casinos in Connecticut and Massachusetts. In May 2021, Connecticut legalized sports wagering and online gambling, greatly expanding gambling to mobile devices. The law also authorizes the Connecticut Lottery Corporation to operate 15 sports betting locations across the state. Connecticut sports betting opened its first retail sportsbook in September 2021, followed by online sports betting sites and betting apps in October 2021. In August 2023, a new 50,000-square foot casino was added to the existing tribal casino in Ledyard, CT. In August 2022, the Massachusetts Sports Wagering Act was signed into law, retail sports betting launched on January 31, 2023, and mobile and online sports wagering followed on March 10, 2023, with eight apps online. Massachusetts lawmakers have considered additional slot machines and adding table games at Plainridge Park Casino, in Plainville, MA. Discussions continue for a tribal casino in Taunton, MA. In July 2024, Massachusetts legalized the implementation of iLottery during fiscal year 2025. The Lottery and the State continually monitor the risk to gaming operations and assess and expand important revenue generating marketing and promotional programs to best enable competitive positions.
- (c) On May 29, 2024, the Lottery and the Rhode Island Department of Business Regulation entered into a letter agreement with Bally's or one of its Affiliates, with respect to the acceptance of wagers placed in Massachusetts through mobile devices, which activities constitute competitive activities in the operation of, casino gaming (which includes sports wagering) in Massachusetts. Bally's will, or will cause an Affiliate to, reimburse the State of Rhode Island, through the Lottery, for a dollar-for-dollar up to \$1.5 million per year, with such reimbursement annually adjusted based on the change to the Consumer Price Index (CPI) beginning with calendar year 2024. The reimbursement period, shall mean any calendar year beginning with calendar 2024 and including, but ending with the fifth (5th) calendar year thereafter during which Bally's or an Affiliate conducts Massachusetts mobile sports betting.

RHODE ISLAND LOTTERY

Notes to Financial Statements
Year Ended June 30, 2024

(14) Contingencies- (Continued)

- (d) In connection with the iGaming platform contract, Bally's shall provide financial protection to the State related to the negative revenue impact (Shortfall) on Traditional Lottery Products as of a result of iGaming whereby Bally's shall make an annual payment to the Lottery in an amount equal to 100% of the first one million dollars (\$1 million) of any Shortfall, and 50% of any Shortfall between \$1 million and \$2 million. The Shortfall will be calculated on the base year revenue (Shortfall to Base Year Revenue), which is fiscal year 2023, for any difference in the net revenue received for the current fiscal year compared to the base year. Keno, instant ticket games, and eInstants constitutes traditional lottery products. For fiscal year 2024, the Lottery has recorded a receivable due from UTGR, LLC in the amount of \$1,296,511 for the financial protection relating to the Shortfall provision.
- (e) In the event of default on an insurance annuity contract for a Rhode Island winner of the Lucky for Life® jackpot prize award, the Lottery may be contingently liable for any remaining prize amounts due the winner.

(15) Risk Management

The Lottery is exposed to various types of risk related to its operations. These risks can result in losses incurred from property damage or destruction, inability to operate gaming activities and worker compensation claims. The Lottery manages these risks through the purchase of commercial insurance and worker's compensation coverage through the State of Rhode Island. During fiscal 2024, the Lottery maintained its amount of purchased insurance coverage. Claims and settlements incurred for fiscal years 2024, 2023 and 2022 have not exceeded the Lottery's insurance coverage.

The Lottery participates in the health insurance program for all State employees.

The Lottery also manages a variety of operational risks which could impact the continuity of business operations. These include the risk of cyber-attacks, property damages, or employee strikes which could adversely impact Lottery operations and have an effect on the State's share of net revenues. To mitigate these risks, Lottery contractors and facility operators procure business interruption insurance, cyber liability insurance, and other property insurance, in conjunction with managing employment issues in a manner that safeguards the continuity of the Lottery's business operations.

RHODE ISLAND LOTTERY

Notes to Financial Statements

Year Ended June 30, 2024

(16) Subsequent Events

- On July 26, 2024, IGT announced that is being acquired by a holding company of Apollo Global Management. Under the terms of the new agreements, the Apollo funds will acquire IGT and Everi. Following closing, IGT and Everi will be privately owned companies that are part of one combined enterprise. Upon completion of the sale, IGT will change its name and stock ticker symbol. All Lottery contracts with the IGT will need to be amended to reflect this upcoming change. It is anticipated that the video lottery central system provider, the video technology provider, the sportsbook provider, and the iGaming game provider will fall under the Everi enterprise, while the traditional lottery and iLottery systems will fall under the Apollo enterprise. IGT's acquisition is not expected to impact the Lottery's gaming operations.
- In July 2024, Bally's announced that the hedge fund, Standard General, agreed to buy the remaining shares in the casino chain. Standard General will merge Bally's with a regional chain casino it already owns, The Queen Casino & Entertainment. This purchase is not expected to impact RI's casino operations.
- In July 2024, Bally's entered in a sale-leaseback agreement with Gaming and Leisure Properties for its Bally's Tiverton Casino & Hotel. This agreement is not expected to impact operations at Bally's Tiverton Casino & Hotel.

Required
Supplementary
Information

RI Lottery
Schedule of the Lottery's Proportionate Share of the Net Pension Liability
Employees' Retirement System Plan

Year Ended	June 30, 2024	June 30, 2023	June 30, 2022	June 30, 2021	June 30, 2020	June 30, 2019	June 30, 2018	June 30, 2017	June 30, 2016	June 30, 2015
Lottery's proportion of the net pension liability	0.92245521%	0.94734360%	0.93097814%	0.95210284%	0.91995341%	0.76161477%	0.74815308%	0.76619002%	0.75882900%	0.74724193%
Lottery's proportionate share of the net pension liability	\$ 17,761,691	\$ 18,689,341	\$ 16,557,874	\$ 21,652,204	\$ 20,850,027	\$ 17,142,457	\$ 16,869,023	\$ 16,260,567	\$ 15,073,593	\$ 13,315,141
Lottery's covered payroll (at measurement date)	\$ 7,492,017	\$ 7,376,958	\$ 6,898,515	\$ 7,198,822	\$ 6,612,770	\$ 5,311,202	\$ 5,185,935	\$ 5,155,796	\$ 5,070,849	\$ 4,891,380
Lottery's proportionate share of the net pension liability a percentage of its covered payroll	237.07%	253.35%	240.02%	300.77%	315.30%	322.76%	325.28%	315.38%	297.26%	272.22%
Plan fiduciary net position as a percentage of the total pension liability	61.3%	59.6%	63.2%	52.6%	52.8%	52.5%	51.8%	51.9%	55.0%	58.6%

Notes:

1.) The amounts presented for each fiscal year were determined as of June 30 measurement date prior to the fiscal year-end.

RI Lottery
Schedule of the Lottery's Contributions
Employees' Retirement System Plan

	<u>2024</u>	<u>2023</u>	<u>2022</u>	<u>2021</u>	<u>2020</u>	<u>2019</u>	<u>2018</u>	<u>2017</u>	<u>2016</u>	<u>2015</u>
Statutorily determined contribution	\$ 2,369,132	\$ 2,098,514	\$ 2,066,286	\$ 1,899,851	\$ 1,899,769	\$ 1,737,836	\$ 1,320,896	\$ 1,314,116	\$ 1,219,209	\$ 1,183,029
Contributions in relation to the statutorily determined contribution	2,369,132	2,098,514	2,066,286	1,899,851	1,899,769	1,737,836	1,320,896	1,314,116	1,219,209	1,183,029
Contribution deficiency (excess)	<u>\$ -</u>	<u>\$ -</u>	<u>\$ -</u>	<u>\$ -</u>	<u>\$ -</u>	<u>\$ -</u>	<u>\$ -</u>	<u>\$ -</u>	<u>\$ -</u>	<u>\$ -</u>
Lottery's covered payroll	8,177,892	7,492,017	7,376,958	6,898,515	\$ 7,198,822	\$ 6,612,770	\$ 5,311,202	\$ 5,185,935	\$ 5,155,796	\$ 5,070,849
Contributions as a percentage of covered payroll	28.97%	28.01%	28.01%	27.54%	26.39%	26.28%	24.87%	25.34%	23.65%	23.33%

Notes:

1.) Employers participating in the State Employee's Retirement System are required by RI General Laws, Section 36-10-2, to contribute an actuarially determined contribution rate each year.

RI Lottery
Schedule of the Lottery's Proportionate Share of the Net OPEB Liability
State Employees' OPEB Plan

Year Ended	June 30, 2024	June 30, 2023	June 30, 2022	June 30, 2021	June 30, 2020	June 30, 2019	June 30, 2018
	June 30, 2023	June 30, 2022	June 30, 2021	June 30, 2020	June 30, 2019	June 30, 2018	June 30, 2017
Lottery's proportion of the net OPEB liability	0.91809123%	0.94008190%	0.92487715%	0.94750704%	0.91422568%	0.76106927%	0.74378532%
Lottery's proportionate share share of the net OPEB liability	\$ 1,911,167	\$ 2,577,595	\$ 2,145,330	\$ 3,419,593	\$ 3,990,381	\$ 3,876,354	\$ 3,863,547
Lottery's covered payroll (at measurement date)	\$ 7,493,504	\$ 7,386,136	\$ 6,911,293	\$ 7,182,571	\$ 6,705,017	\$ 5,308,395	\$ 5,185,930
Lottery's proportionate share of the net OPEB liability as a percentage of its covered payroll	25.50%	34.90%	31.04%	47.61%	59.51%	73.02%	74.50%
Plan fiduciary net position as a percentage of the total OPEB liability	65.09%	55.09%	60.52%	42.51%	33.57%	26.25%	22.38%

Notes:

1.) *The amounts presented for each fiscal year were determined as of June 30 measurement date prior to the fiscal year-end.*

2.) *Schedule is intended to show information for 10 years - additional years will be displayed as they become available.*

RI Lottery
Schedule of the Lottery's Contributions
State Employees' OPEB Plan

	<u>2024</u>	<u>2023</u>	<u>2022</u>	<u>2021</u>	<u>2020</u>	<u>2019</u>	<u>2018</u>
Statutorily determined contribution	\$ 372,538	\$ 335,709	\$ 389,988	\$ 379,430	\$ 477,641	\$ 400,960	\$ 317,442
Contributions in relation to the statutorily determined	372,538	335,709	389,988	379,430	477,641	400,960	317,442
Contribution deficiency (excess)	<u>\$ -</u>	<u>\$ -</u>	<u>\$ -</u>	<u>\$ -</u>	<u>\$ -</u>	<u>\$ -</u>	<u>\$ -</u>
Lottery's covered payroll	\$ 8,177,892	\$ 7,493,504	\$ 7,386,136	\$ 6,911,293	\$ 7,182,571	\$ 6,705,017	\$ 5,308,395
Contributions as a percentage of covered payroll	4.52%	4.48%	5.28%	5.49%	6.65%	5.98%	5.98%

Notes:

1.) Employers participating in the State Employee's Retirement System are required by RI General Laws, Section 36-10-2, to contribute an actuarially determined contribution rate each year.

2.) Schedule is intended to show information for 10 years - additional years will be displayed as they become available.

RHODE ISLAND LOTTERY
Notes to Required Supplementary Information
Year Ended June 30, 2024

Pension – Required Supplementary Information:

- **Schedule of the Lottery’s Proportionate Share of the Net Pension Liability – Employees’ Retirement System Plan**
- **Schedule of the Lottery’s Contributions – Employees’ Retirement System Plan**

1) Actuarial methods and assumptions used to calculate the net pension liability of the participating employers

The actuarial methods and assumptions used to calculate the net pension liability of the participating employers are described in Note 9 to the financial statements. The following information is presented about factors that significantly affect trends in the amounts reported between years.

June 30, 2023 measurement date:

As part of the 2023 Actuarial Experience Study for the six-year period ending June 30, 2022 as approved by the System Board on May 17, 2023, certain assumptions were modified and reflected in the determination of net pension liability (asset) at the June 30, 2023 measurement date. The following summarizes the more significant changes in assumptions:

- Decreased individual salary increases and projected payroll growth for most groups. These two items mainly offset each other in calculating contribution requirements, especially as dollar amounts, but create a much lower projected annual growth rate in the dollar amounts of contributions.
- Updated the mortality projection scales to the ultimate rates of the most recently published ones, this had no material impact to the liabilities or contributions.
- Modestly increased turnover rates.
- Slight modifications to the retirement rates.
- Modified slightly the rates of disability.

June 30, 2022 measurement date:

There were no changes in actuarial methods or assumptions reflected in the calculation of the net pension liability (asset) of the plans as of the June 30, 2022 measurement date compared to the June 30, 2021 measurement date.

June 30, 2021 measurement date:

There were no changes in actuarial methods or assumptions reflected in the calculation of the net pension liability (asset) of the plans as of the June 30, 2021 measurement date compared to the June 30, 2020 measurement date.

RHODE ISLAND LOTTERY
Notes to Required Supplementary Information
Year Ended June 30, 2024

1) Actuarial methods and assumptions used to calculate the net pension liability (asset) of the participating employers (continued)

June 30, 2020 measurement date:

As part of the 2020 Actuarial Experience Study for the six-year period ending June 30, 2019 as approved by the System Board on May 22, 2020, certain assumptions were modified and reflected in the determination of net pension liability (asset) at the June 30, 2020 measurement date. The following summarizes the more significant changes in assumptions:

- Updated the underlying mortality tables from the RP-2014 set of tables to the public sector-based PUB (10) tables.
- Increased slightly the probabilities of turnover.
- Decreased slightly the probabilities of retirement.
- Modified slightly the probabilities of disability, including adding material incidence of disability for members in the age ranges that historically have been eligible to retire but under prospective provisions are not.

June 30, 2019 measurement date:

There were no changes in actuarial methods or assumptions reflected in the calculation of the net pension liability (asset) of the plans as of the June 30, 2019 measurement date compared to the June 30, 2018 measurement date.

June 30, 2018 measurement date:

There were no changes in actuarial methods or assumptions reflected in the calculation of the net pension liability (asset) of the plan as of the June 30, 2018 measurement date compared to the June 30, 2017 measurement date.

June 30, 2017 measurement date:

- Decreased the general inflation assumption from 2.75% to 2.50%;
- Decreased the nominal investment return assumption from 7.50% to 7.00%;
- Decreased the general wage growth assumption from 3.25% to 3.00%;
- Decreased salary increase assumptions; and
- Updated the post-retirement mortality tables to variants of the RP-2014 table. For the improvement scale, update to the ultimate rates of the MP-2016 projection scale.

June 30, 2016 measurement date:

There were no changes in actuarial methods or assumptions reflected in the calculation of the net pension liability of the plans as of the June 30, 2016 measurement date compared to the June 30, 2015 measurement date.

RHODE ISLAND LOTTERY
Notes to Required Supplementary Information
Year Ended June 30, 2024

1) Actuarial methods and assumptions used to calculate the net pension liability (asset) of the participating employers (continued)

June 30, 2015 measurement date:

There were no changes in actuarial methods or assumptions reflected in the calculation of the net pension liability of the plans as of the June 30, 2015 measurement date compared to the June 30, 2014 measurement date.

Benefit changes are reflected in the calculation of the net pension liability at the June 30, 2015 measurement date. The following is a summary of those benefit changes that resulted from the settlement of the pension litigation and the subsequent enactment of those settlement provisions by the General Assembly.

- Employees with more than 20 years of service at July 1, 2012 will increase their employee contribution rates to 11% for state employees and municipal general employees will contribute 8.25% (9.25% for units with a COLA provision) and participate solely in the defined benefit plan going forward – service credit accruals will increase from 1% to 2% per year.
- Members are eligible to retire upon the attainment of: age 65 with 30 years of service, 64 with 31 years of service, 63 with 32 years of service, or 62 with 33 years of service. Members may retire earlier if their RIRSA date is earlier or are eligible under a transition rule.
- Employees with more than 10 but less than 20 years of service at July 1, 2012 will receive an increased employer contribution to the defined contribution plan. Also, members who earn less than \$35,000 per year will not be required to pay the administrative fees to the defined contribution plan.
- Members who retired from a COLA eligible plan before July 1, 2012 will received a one-time cost of living adjustment of 2% of the first \$25,000 paid as soon as administratively possible.
- Retirees as of June 30, 2015 will receive two \$500 stipends; the interim cost of living increases will occur at 4 year rather than 5-year intervals.
- The COLA formula was adjusted to: 50% of the COLA is calculated by taking the previous 5-year average investment return, less 5.5% (5yr Return - 5.5%, with a max of 4%) and 50% calculated using previous year's CPI-U (max of 3%) for a total max COLA of 3.5%. This COLA is calculated on the first \$25,855, effective 01/01/16, and indexed as of that date as well. (The indexing formula is run annually regardless of funding level each year.)
- Minor adjustments were made to the actuarial reduction for employees choosing to retire early.

2) Actuarially determined contributions

Actuarially determined contributions are calculated as of June 30, three years prior to the fiscal year in which the contributions are reported. For example, the contribution rate for fiscal 2024 for the plan was based on a valuation performed as of June 30, 2020.

RHODE ISLAND LOTTERY
Notes to Required Supplementary Information
Year Ended June 30, 2024

Other Postemployment Benefits (OPEB) Plan – Required Supplementary Information:

- **Schedule of the Lottery’s Proportionate Share of the Net OPEB Liability – State Employees’ OPEB Plan**
- **Schedule of the Lottery’s Contributions – State Employees’ OPEB Plan**

These schedules are intended to present ten years of data. Additional years of data will be presented as they become available.

1) Actuarial assumptions and methods used to calculate the net OPEB liability of the participating employers

The actuarial methods and assumptions used to calculate the net OPEB liability of the participating employers are described in Note 10 to the financial statements. The following information is presented about factors that significantly affect trends in the amounts reported between years.

June 30, 2023 measurement date:

There were no changes in actuarial methods reflected in the calculation of the net OPEB liability (asset) of the plans as of the June 30, 2023 measurement date compared to the June 30, 2022 measurement date. Changes in actuarial assumptions were limited to the update of healthcare trend assumptions.

June 30, 2022 measurement date:

There were no changes in actuarial methods reflected in the calculation of the net OPEB liability (asset) of the plans as of the June 30, 2022 measurement date compared to the June 30, 2021 measurement date. Changes in actuarial assumptions were limited to the update of healthcare trend assumptions.

June 30, 2021 measurement date:

Assumption changes included updated rates of mortality, retirement, withdrawal, disability and salary increases consistent with the Employees’ Retirement System of Rhode Island, as applicable.

June 30, 2020 measurement date:

The “Cadillac tax”, which was a tax provision from the federal Affordable Care Act (ACA), was repealed in December 2019. As a result, liability amounts previously included for the “Cadillac tax” within the development of the total OPEB liability has been removed as of the June 30, 2020 measurement date.

RHODE ISLAND LOTTERY
Notes to Required Supplementary Information
Year Ended June 30, 2024

1) Actuarial assumptions and methods used to calculate the net OPEB liability of the participating employers (Continued)

June 30, 2019 measurement date:

The June 30, 2018 actuarial valuation rolled forward to the June 30, 2020 measurement date reflected a change in Excise Tax load on pre-65 liabilities from 11.0% to 9.5%.

June 30, 2018 Measurement date:

There were no changes in actuarial methods or assumptions reflected in the calculation of the net OPEB liability of the plan as of the June 30, 2018 measurement date compared to the June 30, 2017 measurement date.

June 30, 2017 Measurement date:

Certain actuarial assumptions for State Employees were updated to match the assumptions used for State Employees in the pension valuation for the Employees' Retirement System of Rhode Island (ERSRI) and the results of an actuarial experience investigation performed for ERSRI at June 30, 2016. Changes were made to the following assumptions:

- Merit and longevity portion of the salary increase assumption
- Rates of separation from active membership
- Rates of retirement
- Rates of disability
- The rate of wage inflation
- The mortality assumption
- The trend assumption
- Aging factors and health and inflation trends

The excise tax load on pre-65 liabilities was changed from 13.8% to 11.0%. The Patient Protection and Affordable Care Act includes an excise tax on high-cost health plans. The excise tax is 40% of costs above a threshold. The actual actuarial assumptions used in the most recent valuations assume that the plans will be subject to the excise tax in 2023.

2) Actuarially determined contributions

The annual required contributions for fiscal 2024 for the plan were determined based on the June 30, 2021 valuation of the State Employees' OPEB Plan.



RHODE ISLAND LOTTERY

Section II

Supplementary Information

**Schedule 1 – Operating Revenue and Cost of
Gaming Operations**

Rhode Island Lottery - Operating Revenue and Cost of Gaming Operations
Year Ended June 30, 2024

Schedule 1

	Revenue ⁽¹⁾	Prize Awards Expense/ Payouts	Commissions	Incentive Programs Video Lottery	Marketing/ Advertising Expense	Cost of Tickets	Transaction Fees - Online Wagering	Unclaimed Prize Recovery	Cost of Gaming Operations	Gross Profit
Games reported -- gross revenue										
On-line Games										
Keno	\$ 87,745,099	\$ 57,345,727	\$ 11,276,821	\$ -	\$ 234,212	\$ -	\$ -	\$ (356,712)	\$ 68,500,048	\$ 19,245,051
Bingo	2,398,417	1,811,799	308,525	-	80,806	-	-	(10,545)	2,190,585	207,832
Powerball [®]	35,679,850	17,846,942	4,585,831	-	793,033	-	-	(486,954)	22,738,852	12,940,998
Daily Numbers	22,437,804	11,300,872	2,883,571	-	46,172	-	-	(187,190)	14,043,425	8,394,379
Mega Millions [®]	18,909,244	9,457,039	2,429,958	-	367,160	-	-	(342,460)	11,911,697	6,997,547
Wild Money	7,154,168	3,941,943	919,214	-	244,329	-	-	(109,352)	4,996,134	2,158,034
Lucky for Life [®]	7,648,876	4,568,470	982,521	-	88,094	-	-	(118,240)	5,520,845	2,128,031
	181,973,458	106,272,792	23,386,441	-	1,853,806	-	-	(1,611,453)	129,901,586	52,071,872
Instant Tickets	120,466,945	84,519,861	12,655,036	-	1,503,002	972,546	-	(1,620,763)	98,029,682	22,437,263
iLottery ⁽⁴⁾	18,544,313	14,407,244	900,358	-	120,161	-	50,020	(5,910)	15,471,873	3,072,440
Sportsbook	458,813,890	420,232,900	18,925,145	-	374,571 ⁽³⁾	-	710,303	(631,279)	439,611,640	19,202,250
iGaming ⁽⁵⁾	202,282,017	194,399,243	3,815,495	-	500,000 ⁽⁶⁾	-	-	-	198,714,738	3,567,279
Games reported -- revenue net of related prize awards										
Video Lottery ⁽²⁾	522,521,365	-	203,824,904	4,152,984	-	-	-	(410,509)	207,567,379	314,953,986
Table Games	131,054,281	-	110,783,871	-	-	-	-	(15,221)	110,768,650	20,285,631
Other operating revenue	909,644	-	-	-	-	-	-	-	-	909,644
Totals	\$ 1,636,565,913	\$ 819,832,040	\$ 374,291,250	\$ 4,152,984	\$ 4,351,540	\$ 972,546	\$ 760,323	\$ (4,295,135)	\$ 1,200,065,548	\$ 436,500,365
<u>Lottery games commissions - detail by game</u>										
		<u>Video Lottery</u>	<u>Table Games</u>	<u>Sportsbook</u>	<u>iGaming</u>					
Licensed Retailers (Facilities)		\$ 146,166,509	\$ 109,430,324	\$ 6,427,091	\$ -					
Platform Provider		-	-	-	1,920,988					
Technology Provider/Gaming Provider		35,817,351	-	12,098,054	1,796,716					
Central Communications Provider(s)		12,725,214	-	-	-					
Towns of Lincoln and Tiverton		8,441,425	1,353,547	400,000	97,791					
Narragansett Indian Tribe		674,405	-	-	-					
Total		<u>\$ 203,824,904</u>	<u>\$ 110,783,871</u>	<u>\$ 18,925,145</u>	<u>\$ 3,815,495</u>					

(1) See note 2 (c) for details of revenue accounting policy.

(2) See note 2 (c) (3) for detail of gross video lottery terminal activity.

(3) Marketing expenses for Sportsbook are allocated as part of the overall allocation of revenue to the State and licensed retailers (facilities).

(4) iLottery consisted of eInstants and iKeno at June 30, 2024.

(5) iGaming commenced operations on March 1, 2024.

(6) Marketing expenses for iGaming are allocated as part of the overall allocation of revenue to the State, Platform and Gaming Provider (s), and Towns of Lincoln and Tiverton.



RHODE ISLAND LOTTERY

Section III

Independent Auditor's Report
on Internal Control Over Financial
Reporting and on Compliance and Other
Matters Based On An Audit of Financial
Statements Performed in Accordance with
Government Auditing Standards



Office of the Auditor General

State of Rhode Island - General Assembly

David A. Bergantino, CPA, CFE – Auditor General

oag.ri.gov

33 Broad Street • Suite 201 • Providence, RI • 02903-4177
tel: 401.222.2435 • fax: 401.222.2111

**INDEPENDENT AUDITOR'S REPORT ON INTERNAL CONTROL OVER
FINANCIAL REPORTING AND ON COMPLIANCE AND OTHER MATTERS
BASED ON AN AUDIT OF FINANCIAL STATEMENTS PERFORMED
IN ACCORDANCE WITH GOVERNMENT AUDITING STANDARDS**

Joint Committee on Legislative Services, General Assembly, State of Rhode Island:

We have audited, in accordance with auditing standards generally accepted in the United States of America and the standards applicable to financial audits contained in *Government Auditing Standards* issued by the Comptroller General of the United States, the financial statements of the Rhode Island Lottery (Lottery), an enterprise fund of the State of Rhode Island, as of and for the year ended June 30, 2024, and the related notes to the financial statements, which collectively comprise the Lottery's basic financial statements, and have issued our report thereon dated September 30, 2024.

Report on Internal Control Over Financial Reporting

In planning and performing our audit of the financial statements, we considered the Lottery's internal control over financial reporting (internal control) as a basis for designing audit procedures that are appropriate in the circumstances for the purpose of expressing our opinion on the financial statements, but not for the purpose of expressing an opinion on the effectiveness of the Lottery's internal control. Accordingly, we do not express an opinion on the effectiveness of the Lottery's internal control.

A deficiency in internal control exists when the design or operation of a control does not allow management or employees, in the normal course of performing their assigned functions, to prevent, or detect and correct, misstatements on a timely basis. *A material weakness* is a deficiency, or a combination of deficiencies, in internal control, such that there is a reasonable possibility that a material misstatement of the entity's financial statements will not be prevented, or detected and corrected, on a timely basis. *A significant deficiency* is a deficiency, or a combination of deficiencies, in internal control that is less severe than a material weakness, yet important enough to merit attention by those charged with governance.

Our consideration of internal control was for the limited purpose described in the first paragraph of this section and was not designed to identify all deficiencies in internal control that might be material weaknesses or significant deficiencies. Given these limitations, during our audit we did not identify any deficiencies in internal control that we consider to be material weaknesses. However, material weaknesses or significant deficiencies may exist that were not identified.

Report on Compliance and Other Matters

As part of obtaining reasonable assurance about whether the Lottery's financial statements are free from material misstatement, we performed tests of its compliance with certain provisions of laws, regulations, and contracts, noncompliance with which could have a direct and material effect on the financial statements. However, providing an opinion on compliance with those provisions was not an objective of our audit, and accordingly, we do not express such an opinion. The results of our tests disclosed no instances of noncompliance or other matters that are required to be reported under *Government Auditing Standards*.

Purpose of this Report

The purpose of this report is solely to describe the scope of our testing of internal control and compliance and the results of that testing, and not to provide an opinion on the effectiveness of the Lottery's internal control or on compliance. This report is an integral part of an audit performed in accordance with *Government Auditing Standards* in considering the Lottery's internal control and compliance. Accordingly, this communication is not suitable for any other purpose.



David A. Bergantino, CPA, CFE
Auditor General

September 30, 2024